

PROJECT REPORT ON

# **STUDENT INFORMATION MANAGEMENT SYSTEM**

**SUBMITTED BY:**

R.VANLAWMA                      ROLLNO. 1723 BCA 014

C.SANGTHANMAWIA      ROLLNO. 1723 BCA 003

Under the guidance of  
**Mr.H.Lalruatkima**  
Assistant Professor  
Bachelor of Computer Applications  
(HATIM)



**MIZORAM UNIVERSITY, TANHRIL: AIZAWL**  
**2020**

# HIGHER AND TECHNICAL INSTITUTE, MIZORAM

## CHANMARI, LUNGLEI – 796701



### CERTIFICATE

This is to certify that R. Vanlawma and C. Sangthanmawia has fully completed the project entitled, "Student Information Management System" in order to meet the requirement of the Mizoram University for the VI Semester Bachelor of Computer Application in the year 2020 (January-August). It is to certify that all the corrections/suggestions indicated for internal assessment has been incorporated in the project. The project report has been approved as it satisfies the academic requirements in respect of the Project work prescribed for the BCA course.

.....	.....	.....
(H.Lalruatkima)	(K.Lalmuanpuia)	(Mr. Vuansanga Vanchhawng)
Project Guide	Head of Department	Principal
Dept. of Computer Science	Dept. of Computer Science	H.A.T.I.M

Name of Examiner

.....  
Signature with date

1. \_\_\_\_\_

PROJECT REPORT ON

# **STUDENT INFORMATION MANAGEMENT SYSTEM**

**SUBMITTED BY:-**

R.VANLAWMA  
ROLLNO: 1723 BCA 014  
REGN NO: 1702073 of 2017

C.SANGTHANMAWIA  
ROLLNO NO: 1723 BCA 003  
REGN NO: 1702061 of 2017

**Under the guidance of:**

**Mr.H.Lalruatkima**

**Assistant Professor**

**Bachelor of Computer Applications**

Submitted in partial fulfilment of the requirement for  
VI Semester Bachelor of Computer Applications



**HIGHER AND TECHNICAL INSTITUTE, MIZORAM (HATIM)  
CHANMARI, LUNGLEI – 796701  
2020**

# ACKNOWLEDGEMENT

With a sincere heart we express our gratitude to all who have supported us in order to accomplish our project and make it a reality. We are obligated to say thanks to the following persons for their support and directions.

Firstly, we would like to give thanks to God for His guidance all throughout the processing period of our project. With a grateful heart we thank and acknowledge God, for without Him we would not be able to accomplish this project of ours. He has given us the knowledge, wisdom and good health we needed for making this project into a reality.

We thank to our Principal Mr.Vuansanga Vanchhawng. We thank him for the support, encouragement and permission which we enjoy freely in order to accomplish our project.

Our heartfelt gratitude goes to Mr.H.Lalruatkima, Project Guide and Mr.K.Lalmuanpuia, Head of Department in Department of Computer Science, Higher and Technical Institute, Mizoram for their continual advice, backup, confidence, patience and their encouraging words which gives us courage and confidence without which we would be nowhere.

We thank all the people in the department of Computer Science for being always available and helpful over the semester.

Last but not the least; we thank our parents for their moral support and encouragement.

**R.Vanlawma**

**C.Sangthanmawia**

VI Semester BCA

Higher and Technical Institute, Mizoram

# **ABSTRACT**

The project report includes the description and implementation of “Student Information Management System” which deals with the management of student data by the user which can be use in the windows as stand alone. It also deals with maintaining student marks detail and their semester performances. To accomplish this, we used Visual Studio 2019 as the front-end and Microsoft Access 2016 as the back-end.

The Administrator(user) will save and update necessary information of students and save it in the database,

This project is developed using Microsoft Visual Studio 2019 (for the frontend) and Microsoft Office Access 2016 (for the backend) as the database system which plays a vital role in this Project. Therefore, it can be implemented on computers running on Windows OS. The interface and the design of the software have been made in the simplest way for the better understanding of the users.

With the help of this Project, the management of student data can be easily done, faster and reliable than before.

# DECLARATION

We do hereby that the project entitled “Student Information Management System” is not submitted to any other university or institution for the award of any degree, diploma of fellowship or published any time before. This project is prepared under the guidance of our project guide Mr. H.Lalruatkima which forms our partial fulfilment of the requirements for the three years Bachelor Degree in Computer Applications of Mizoram University.

<b>LIST OF FIGURES</b>		
<b>Fig No.</b>	<b>Figure Name</b>	<b>Page</b>
<b>1</b>	Entity Relationship Diagram	6
<b>2</b>	Data Flow Diagram	7
<b>3(b)</b>	Database Table Relationship	23
<b>3</b>	Page1 Form	9
<b>4</b>	Login Form	10
<b>5</b>	Password Recovery Form	10
<b>6</b>	Page2 Form	11
<b>7</b>	Sign Up	11
<b>8</b>	Change Password	12
<b>9</b>	Help	12
<b>10</b>	About Software	13
<b>11</b>	University-related Information tab	13
<b>12</b>	Personal Information tab	14
<b>13</b>	SGPA tab	14
<b>14</b>	Academic Performances tab	15
<b>15</b>	Job-related Information tab	15
<b>16</b>	Back Paper related Information tab	16
<b>17</b>	Studentview	16
<b>18</b>	Personal Information tab	17
<b>19</b>	University-related Information tab	17
<b>20</b>	Academic Performances tab	18
<b>21</b>	Semester result Information tab	18
<b>22</b>	Back Paper Information tab	19
<b>23</b>	Job-related Information tab	19
<b>24</b>	Printing tab	20
<b>25</b>	About Us	20

## LIST OF TABLES

Table No	Table Name	Page
<b>1</b>	Login	21
<b>2</b>	Result	21
<b>3</b>	Register	22
<b>4</b>	Backpaper	22



## CONTENTS

<i>Acknowledgement</i>	<b>I</b>
<i>Abstract</i>	<b>ii</b>
<i>Declaration</i>	<b>iii</b>
<i>List of Figures</i>	<b>iv</b>
<i>List of Tables</i>	<b>v</b>
<b>1 Introduction</b>	<b>Page</b>
1.1 <i>Overview of the project</i>	2
1.2 <i>Objectives</i>	2
1.3 <i>Scope and purposes</i>	3
<b>2 System Analysis</b>	<b>4-7</b>
2.1 <i>Hardware requirements</i>	5
2.2 <i>Software Requirements Specification</i>	5
2.3 <i>Entity Relationship Diagram</i>	6
2.4 <i>Data Flow Diagram</i>	7
<b>3 System Design</b>	<b>8-23</b>
3.1 <i>User Interface Design</i>	9
• <i>Admin Side</i>	9-16
• <i>Student Side</i>	16-20
3.2 <i>Database Design</i>	
• <i>Database table layouts</i>	21
• <i>Database table relationships</i>	23
<b>4 Coding</b>	<b>24-73</b>
<b>5 Testing and implementation</b>	<b>74-75</b>
5.1 <i>Testing of the software</i>	75
5.2 <i>Possible problems</i>	75
5.3 <i>User Guide</i>	75
<b>6 Drawbacks and limitations</b>	<b>76</b>
<b>7 Future Enhancement</b>	<b>77-78</b>
7.1 <i>Future implementation and advantages</i>	77
7.2 <i>Upgrades</i>	78
<b>8 Conclusion</b>	<b>79</b>
<b>9 Bibliography</b>	<b>80</b>



# 1. INTRODUCTION

## CONTENT

---

**1.1 Overview of the project**

**1.2 Objectives of the project**

**1.3 Scope of the project**

# STUDENT INFORMATION MANAGEMENT SYSTEM

## 1. INTRODUCTION

This project mainly focuses on Student Information Management System of HATIM college in which all the student data can manage in a proper manner and the user can manipulate the student data whenever it is needed, and also from this software the student marks and their performances can be checkout. This software is designed specifically for the Department of Computer Sciences HATIM and is not meant for mass production.

### 1.1 Overview of the Project

1. This software is designed to manage the student data.
2. It is designed to facilitate the problem of managing student data.
3. It is meant to be simple and user friendly.
4. It will record all the details of the student data and information of the alumni as well.

### 1.2 Objectives of the Project

The main objective of this project is to design and develop a simple and understandable Student Information management System. This will help in recording and checking student data easily instead of using pen and paper for managing student data and manipulating student data will be done easily and faster.

This project focus on the need of a better Student Information management System by making used of computer-based applications and database system. The objectives of the project are as follows:

- To provide easy and efficient student data for the user.
- To give faculty the opportunity to check the particular student data.
- To provide the performance of the student marks in each semester.
- To register every data of the student both current student and alumni.
- And finally make improvements to the software as required by the College.

# STUDENT INFORMATION MANAGEMENT SYSTEM

## 1.3 Scope of the project

The scope of the covers the necessary fields that are required steps for the Student Information Management System Graphical User Interface (GUI) based application using Visual Studio 2019 and a database system using Microsoft Access.

The main Scope includes the following:

- A database system which consist of records of the necessary student data and information like login table, register table, back paper table and result table. This database is connected to the application which can be updated, deleted and altered from the application.
- Register page are for recording student data like personal information, university related information, academic performance, back paper information, semester result information and job-related information.
- Register page include updating student data in case of inserting wrong data and even the student data can be deleted from the register page.
- Student view page consist of personal information, university related information, academic performance, back paper information, semester result information and job-related information.
- Student view page include printing the data of batch wise.

## **2. SYSTEM ANALYSIS**

### **CONTENT**

---

**2.1 Hardware Requirements**

**2.2 Software Requirements**

**2.3 Entity Relationship Diagram**

**2.4 Data Flow Diagram**

# STUDENT INFORMATION MANAGEMENT SYSTEM

## 2. SYSTEM ANALYSIS

### 2.1 Hardware requirements

This project is designed in order to be used by the faculty and Head of Department. Hence, the hardware specification and requirements are not high. The basic configuration requires are as follows:

- Colored monitor.
- Processor-Pentium IV and above.
- RAM 256MB and above.
- Secondary memory (32GB and above)
- QWERTY or IBM compatible keyboard.
- Optical mouse.

### 2.2 Software requirement specification

The software required for making the application and for designing the database are as follows.

- Microsoft Visual Studio 2019.
- Microsoft Access 2016 / My SQL.

# STUDENT INFORMATION MANAGEMENT SYSTEM

## 2.3 Entity Relationship Diagram

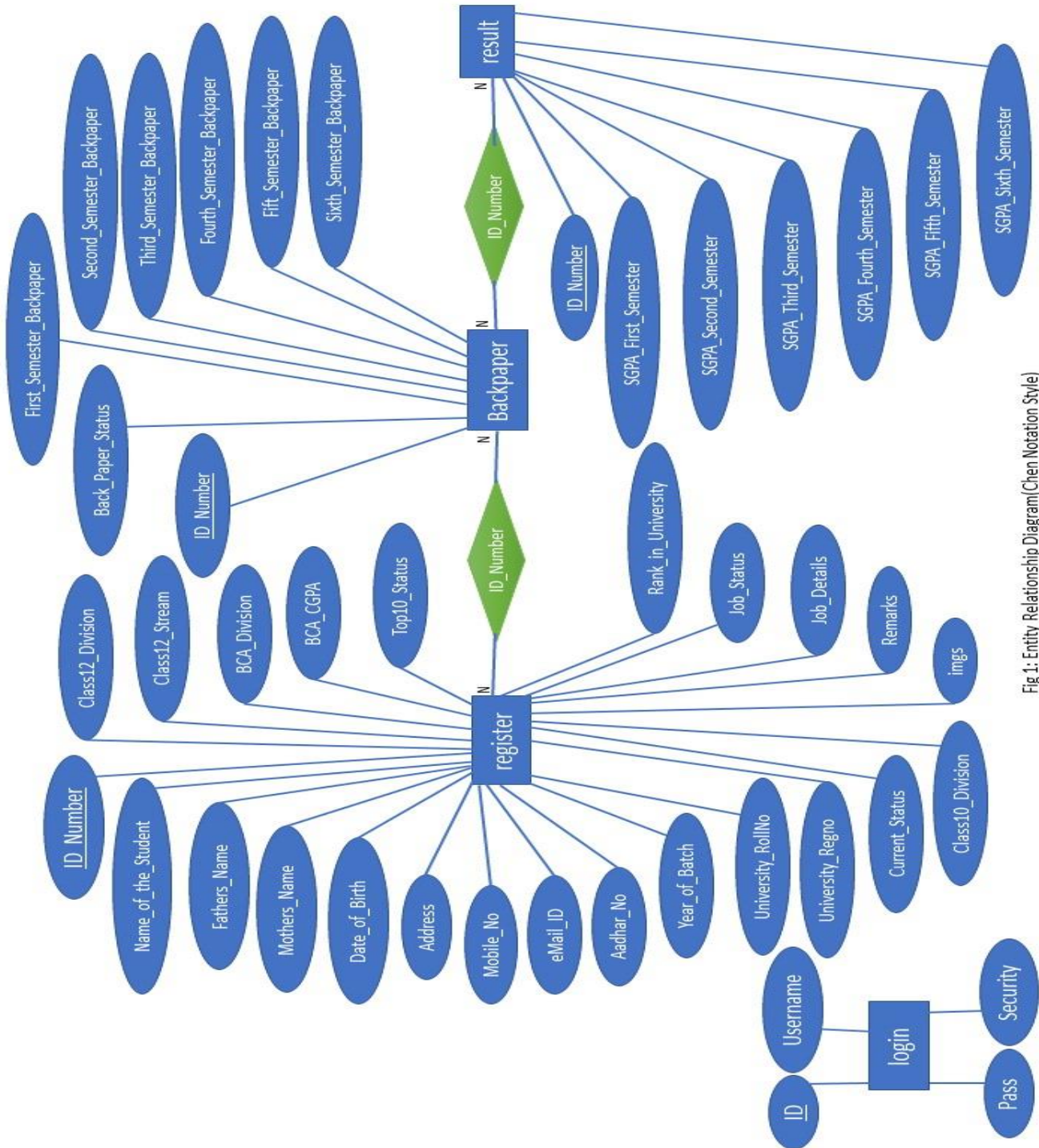


Fig 1: Entity Relationship Diagram(Chen Notation Style)



# STUDENT INFORMATION MANAGEMENT SYSTEM

## 2.4 Data Flow Diagram

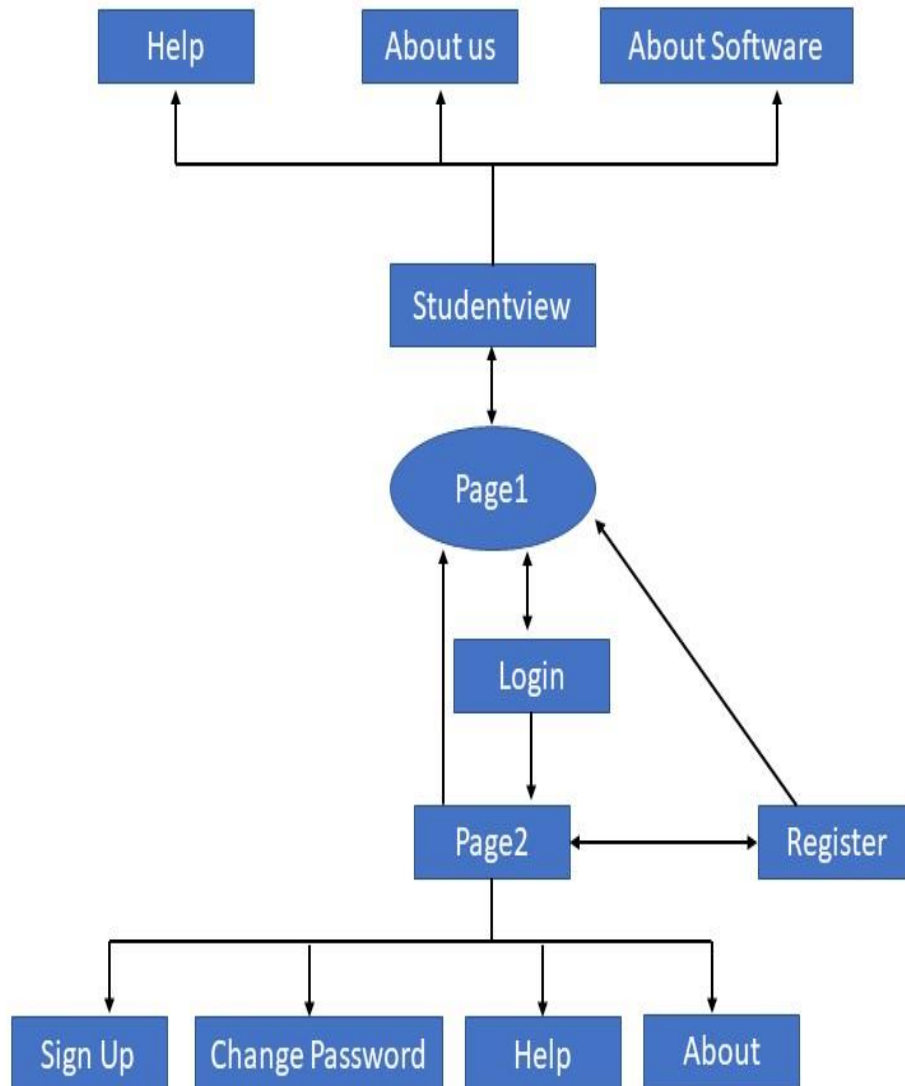


Fig 2: Data Flow Diagram

## 3. SYSTEM DESIGN

### CONTENT

---

#### 3.1 User Interface Design

##### 3.1.1 *Admin*

##### 3.1.2 *Student*

#### 3.2 Database Design

##### 3.2.1 *Database table layouts*

##### 3.2.2 *Table Relationships*

# STUDENT INFORMATION MANAGEMENT SYSTEM

## 3. SYSTEM DESIGN

**3.1 User Interface Design:** The Graphical User Interface of this project is created using Microsoft Visual Studio 2019.

**3.1.1 Admin:** The Admin Side of this project are as follows:

**Page1:** This is the first page of our working window in the front-end. This page contained Admin and Student from this button we can access different page.




Figure 3: Page1

# STUDENT INFORMATION MANAGEMENT SYSTEM

**Login page:** This is the login page for the admin, as we can see the admin can access this login page by giving the requirement of username and password.

A screenshot of a web application's admin login page. The page has a dark blue background. At the top left is a logo featuring a book and a torch. To its right, the text "Login for Admin" is displayed. Below the logo, there are two input fields: "Username" with the text "admin" and "Password" with masked characters. A checkbox labeled "Show Password" is positioned below the password field. At the bottom, there are two buttons: "Back" and "Login". A link labeled "Forgot Password?" is located at the bottom right.

Figure 4: Login

**Forget Password:** This is the page of password recovery in case of forgetting security requirement.

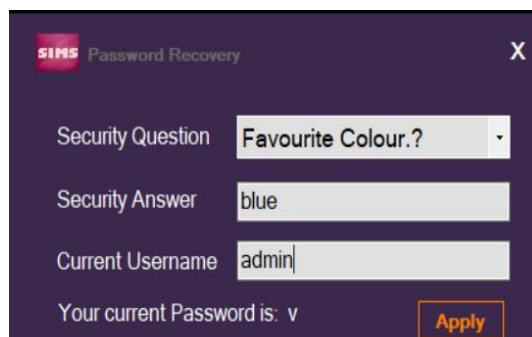
A screenshot of a "Password Recovery" dialog box. The dialog box has a dark blue header with the "SIMS" logo and the title "Password Recovery". It contains three input fields: "Security Question" with a dropdown menu showing "Favourite Colour.?", "Security Answer" with the text "blue", and "Current Username" with the text "admin". Below these fields, it says "Your current Password is: v". An "Apply" button is located at the bottom right.

Figure 5: Password Recovery

# STUDENT INFORMATION MANAGEMENT SYSTEM

**Page2:** From this page it can be access register page and it can access Sign up, Change password, Help and About page.




Figure 6: Page2

**Sign Up:** This is a sign up page and from this page the user can change all of the security requirement.

Figure 7: Sign Up

# STUDENT INFORMATION MANAGEMENT SYSTEM

**Change Password:** From this page the user can change the password by giving the current password.



Figure 8: Change Password

**Help:** This is the help page and the user can get the information about the software whenever they have doubt or any question.

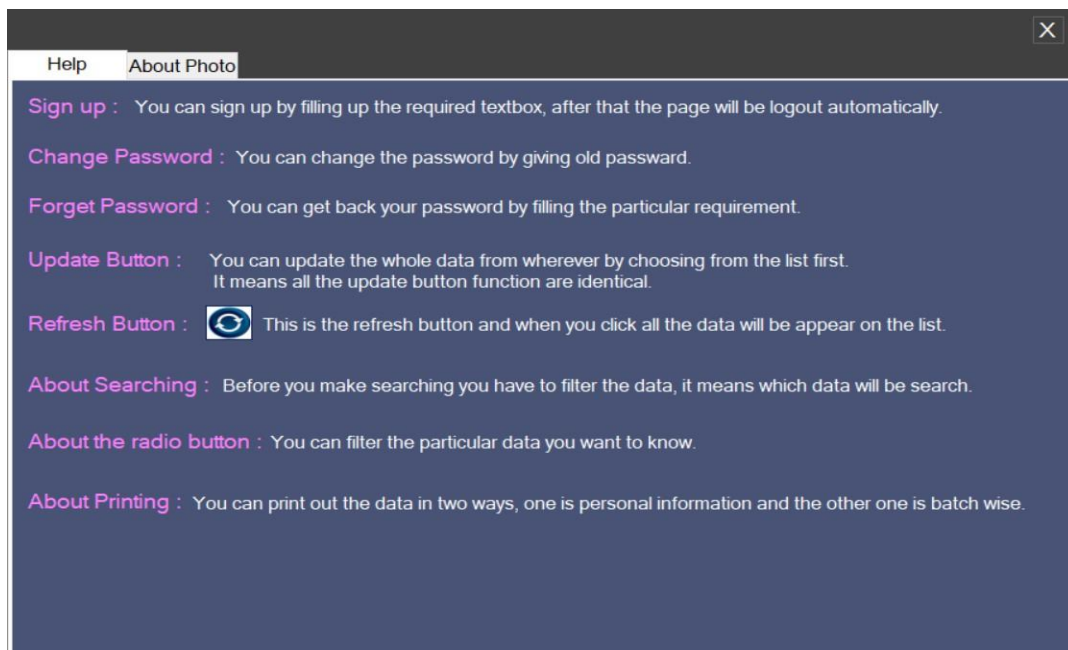


Figure 9: Help

# STUDENT INFORMATION MANAGEMENT SYSTEM

**About Software:** This form is useful for to know what software and what will be used for.

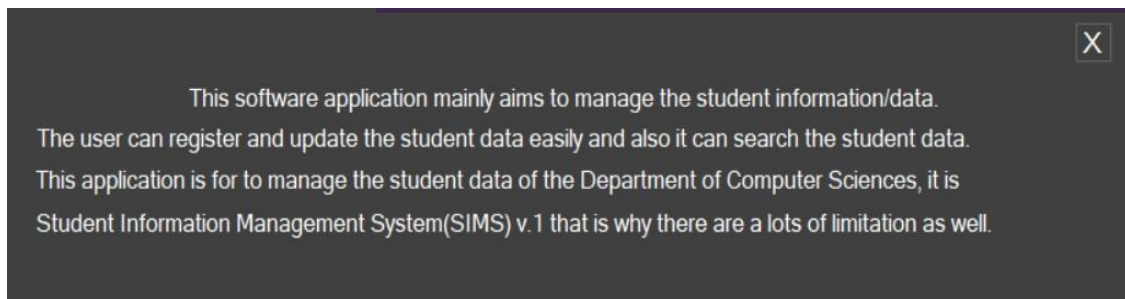


Figure 10: About Software

**University-related Information tab:** From this tab the user can register university related information of the student.

A screenshot of the 'Registration' window in the SIMS v 1.0 application. The window has a header bar with the SIMS logo, version, and a university crest. Below the header is a navigation bar with several tabs, one of which is selected. The main content area is titled 'University-related Information' and contains a form with the following fields: 'Batch No' (text input with value '9'), 'Year of Batch' (text input with value '2015-2018'), 'Department' (dropdown menu with value 'BCA'), 'University Roll No' (text input with value '1523BCA078'), 'University Registration Number' (text input with value '1501815'), 'ID Number' (text input with value '9b3'), and 'Current Status' (dropdown menu with value 'Alumnus'). A note at the bottom right of the form states: "Note: If you select Present Student Job-related Information will disappear. If you select Alumnus Backpaper related Information will disappear." At the bottom of the window are three buttons: 'Back', 'Update', and 'Next'.

Figure 11: University-related Information tab

# STUDENT INFORMATION MANAGEMENT SYSTEM

**Personal Information tab:** From this tab the user can register personal information of the student.

The screenshot shows the 'Personal Informations' section of the SIMS v 1.0 registration window. It includes a header with the SIMS logo and version, a navigation bar with checkboxes, and a main content area with a student photo placeholder and a list of personal details. The details include Name of Student, Father's Name, Mother's Name, Date of Birth, Address, Mobile No, e-Mail ID, Aadhar Number, and Blood Group. There are 'Remove Photo' and 'Browse Photo' buttons next to the photo placeholder. At the bottom, there are 'Back', 'Update', and 'Next' buttons.

Personal Informations	
Name of Student	H.Lalmuanzuala
Father's Name	H.Lalbiaksanga
Mother's Name	
Date of Birth	23 February 1991 29
Address	Venglai,lunglei
Mobile No	9862614061
e-Mail ID	
Aadhar Number	8446 6493 1302
Blood Group	O+

Figure 12: Personal Information tab

**SGPA tab:** From this tab the user can register SGPA of the student.

The screenshot shows the 'Semester Grade Point Average(SGPA) / %' section of the SIMS v 1.0 registration window. It includes a header with the SIMS logo and version, a navigation bar with checkboxes, and a main content area with a table for entering SGPA values for each semester. The table has two columns: Semester and SGPA. The semesters listed are 1st through 6th. At the bottom, there are 'Back', 'Update', and 'Next' buttons.

Semester Grade Point Average(SGPA) / %	
1st Semester	8.91
2nd Semester	8.64
3rd Semester	8.59
4th Semester	8.59
5th Semester	8.82
6th Semester	9.25

Figure 13: SGPA tab



# STUDENT INFORMATION MANAGEMENT SYSTEM

**Academic Performances tab:** From this tab the user can record the student marks performance.

Registration

SIMS v 1.0

Academic Performances

Class-X(Division)	I	
Class-XII(Division)	D	
Class-XII(Stream)	Science	
BCA(CGPA or %)	8.78	82.8
BCA(Division)	D	
Rank in University Examination	1	

Back Update Next

Figure 14: Academic Performances tab

**Job-related Information tab:** From this tab the user can record job related information from the alumni.

Registration

SIMS v 1.0

JOB-related Information

Job Status	No
Job Details	
Remarks / Achievements	pursuing MCA

Back Update Register Next

Figure 15: Job-related Information tab

# STUDENT INFORMATION MANAGEMENT SYSTEM

**Back-paper related Information tab:** From this tab the user can record back paper related information of the student.

Registration

SIMS v 1.0

Backpaper related Information

Backpaper Status: Yes Note : If you select 'No' all of the data inside the textbox will be vanish/disappear.

1st Semester:

2nd Semester:

3rd Semester: Maths-III

4th Semester: DBMS

5th Semester:

6th Semester:

Back Update Register Next

Figure 16: Back-paper related Information tab

**3.1.2 Student:** The Student Side of this project are as follows:

**Studentview:** These is the studentview page and from this page the user can check particular data of the student by using search engine.

Studentview

SIMS v 1.0

Note: You have to filter before searching.

Filter:  Search:

Current Status: ☒ Absent ☒ Present Student

Back paper: ☒ Yes ☒ No

Job Status: ☒ Yes ☒ No

Top 10 list: ☒ Appear ☒ Disappear

ID Number	Name of the Student	Fathers Name	Mothers Name	Date of Birth	Address	Mobile No	eMail ID	Aadhar No	Blood C
11b9	R Renchhangpui	R Vanloisanga		12 October 1997	Chandurt...	9436950029		5769 2504 1484	C
11b10	R Vanlawma	R Rodinglana	C Vanhlupui	06 June 1998	College Ve...	8413946035 /...	vanlawmar...	5148 5411 0343	A
11b11	Vankhawpuiawli	Lalramdinkana		08 October 1997	Lawngtlai, ...	9436962699		9452 3592 2280	AE
1b1	Andrew Muansanga			16 April 2020	Laipuitang, ...				
1b2	Vanlaimpui			16 April 2020	Serkawn, L...				
1b3	K Laidiniani			16 April 2020	Ramzotlan, ...				
1b4	Vanlathruasi			16 April 2020	Lawngtlai, ...				
1b5	Lalnunsiami Hmar			16 April 2020	Theinist, L...				
1b6	Lahmnglani Fanae			16 April 2020	Lunglawn, ...				
1b7	Ng Lahlingpui			16 April 2020	Bazar Ven...				
1b8	H Lahrinkani			16 April 2020	Ramzotlan, ...				
1b9	A Lahmngsang			16 April 2020	Vengla, Lu...				
1b10	Lalbakthang Chhanglie			16 April 2020	Haulawng, ...				
1b11	H Lalruakma			16 April 2020	Vengla, Lu...				
1b12	H C Lalruisanga			16 April 2020	Electric Ve...				
1b13	C Malsawmtuanga			16 April 2020	Chanman, ...				
2b1	K L Vanlathruate			17 April 2020	Electric Ve...				
2b2	C Lalbiakmuana			17 April 2020	Ramzotlan, ...				
3b1	Vanlaivenhimi			17 April 2020	Hnahthial, ...				

Currently there are 129 record found

Figure 17: Studentview

# STUDENT INFORMATION MANAGEMENT SYSTEM

**Personal Information tab:** From this tab the user can check and see personal information of the student.

Studentview  
v 1.0

PERSONAL INFORMATION  
HIGHER AND TECHNICAL INSTITUTE, MIZORAM  
KAWMZAWL, PUKPUI, LUNGLEI-796701  
Phno: 0372-2323509  
www.hatim.ac.in

Seek, Share, Serve

Name : H.Lalmuanzuala  
Father's Name : H.Lalbiaksanga  
Mother's Name :  
Date of Birth : 23 February 1991  
Address : Vengla/Junglei  
Contact/Mobile No. : 9862614061  
Blood Group : O+  
Aadhar Number : 8446 6493 1302  
Department : BCA  
Batch Number : 9  
Year of Batch : 2015-2018  
University Roll No. : 1523BCA078  
University Registration No. : 1501815  
e-Mail ID :  
ID Number : 9b3

Print

Personal Information  
University-related Information  
Academic Performances  
Semester Result Information  
Back Paper Information  
Job-related Information  
BACK

Figure 18: Personal Information

**University-related Information tab:** From this tab the user can check and see university related information of the student.

Studentview  
v 1.0

University-related Information

Name : H.Lalmuanzuala  
Department : BCA  
Batch Number : 9  
Year of Batch : 2015-2018  
University Rollno. : 1523BCA078  
University Registration Number : 1501815  
ID Number : 9b3  
Current Status : Alumnus

Personal Information  
University-related Information  
Academic Performances  
Semester Result Information  
Back Paper Information  
Job-related Information  
BACK

Figure 19: University-related Information

# STUDENT INFORMATION MANAGEMENT SYSTEM

**Academic Performances tab:** From this tab the user can check and see academic related information of the student.

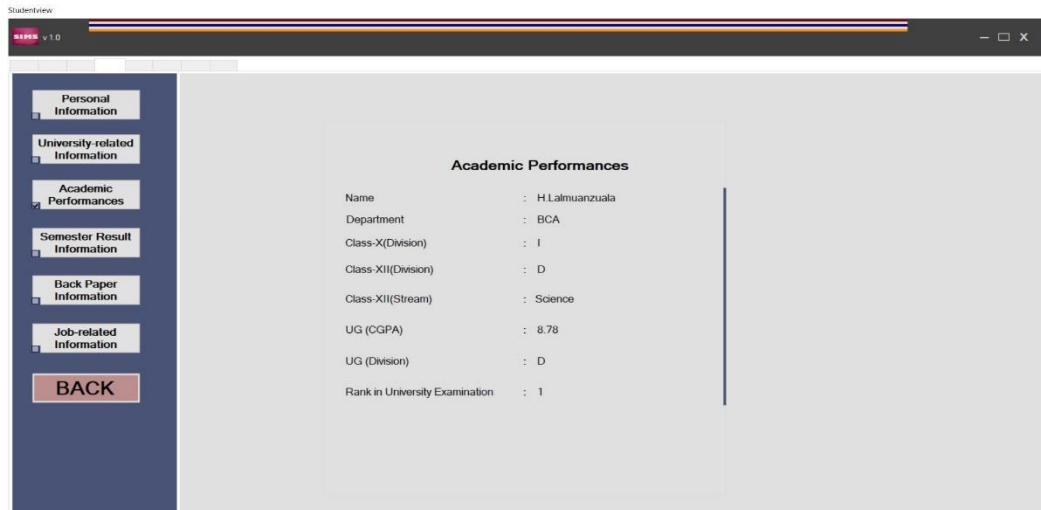


Figure 20: Academic Performances

**Semester-result Information tab:** From this tab the user can check and see semester related information of the student.



Figure 21: Semester-result Information

# STUDENT INFORMATION MANAGEMENT SYSTEM

**Back-paper Information tab:** From this tab the user can check and see back paper related information of the student.

The screenshot displays the 'Studentview' interface of the Student Information Management System. On the left, a vertical sidebar contains several menu items: 'Personal Information', 'University-related Information', 'Academic Performances', 'Semester Result Information', 'Back Paper Information' (which is highlighted with a checkmark), 'Job-related Information', and a 'BACK' button at the bottom. The main content area is titled 'Back-paper related Information' and displays the following details for student H.Lalmuanzuala:

Name	:	H.Lalmuanzuala
Department	:	BCA
Backpaper Status	:	No
1st Semester	:	
2nd Semester	:	
3rd Semester	:	
4thSemester	:	
5th Semester	:	
6th Semester	:	

Figure 22: Back-paper Information

**Job-related Information tab:** From this tab the user can see and check job related information of the student.

The screenshot displays the 'Studentview' interface of the Student Information Management System. On the left, a vertical sidebar contains several menu items: 'Personal Information', 'University-related Information', 'Academic Performances', 'Semester Result Information', 'Back Paper Information', 'Job-related Information' (which is highlighted with a checkmark), and a 'BACK' button at the bottom. The main content area is titled 'JOB-related Information' and displays the following details for student H.Lalmuanzuala:

Name	:	H.Lalmuanzuala
Department	:	BCA
Job Status	:	No
Job Details	:	
Achievements/Remarks	:	pursuing MCA

Figure 23: Job-related Information

# STUDENT INFORMATION MANAGEMENT SYSTEM

**Print tab:** From this tab the user can print the data in batch wise.



Figure 24: Printing tab

**About us:** From this tab the user can know the developer name and their information.

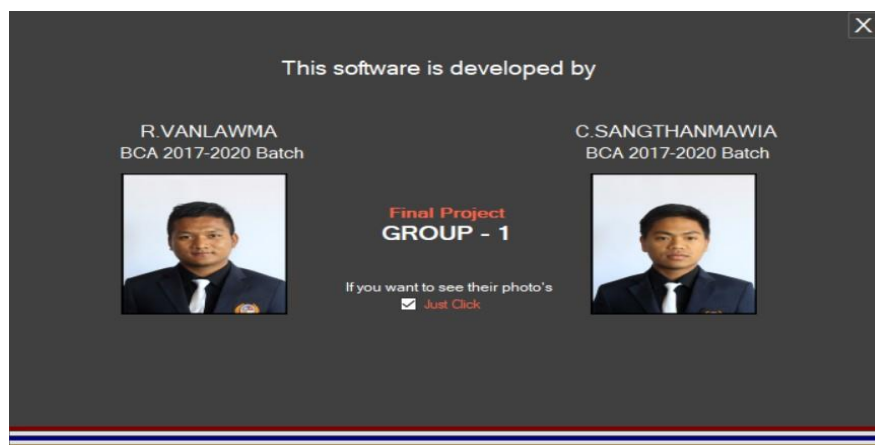


Figure 25: About us

# STUDENT INFORMATION MANAGEMENT SYSTEM

## 3.2 Database Design

The Backend of the project is created by using Microsoft Access – a pseudo relational database system. A database is created first which consists of four different record or tables. These records store the necessary data and information in different fields according to the input of the user. The backend can be connected from the frontend – Visual studio 2019.

### 3.2.1 Database Table layouts

The database table layouts for different tables are shown below:-

**Table Name - Login**

	Field Name	Data Type
	ID	AutoNumber
	Username	Short Text
	Pass	Short Text
	Security	Short Text

**Table 1: Login**

**Table Name - Result**

	Field Name	Data Type
	ID_Number	Short Text
	SGPA_First_Semester	Short Text
	SGPA_Second_Semester	Short Text
	SGPA_Third_Semester	Short Text
	SGPA_Fourth_Semester	Short Text
	SGPA_Fifth_Semester	Short Text
	SGPA_Sixth_Semester	Short Text

**Table 2: Result**

# STUDENT INFORMATION MANAGEMENT SYSTEM

Table Name – Register

register		
	Field Name	Data Type
	ID_Number	Short Text
	Name_of_the_Student	Short Text
	Fathers_Name	Short Text
	Mothers_Name	Short Text
	Date_of_Birth	Short Text
	Address	Short Text
	Mobile_No	Short Text
	eMail_ID	Short Text
	Aadhar_No	Short Text
	Blood_Group	Short Text
	Batch_No	Short Text
	Year_of_Batch	Short Text
	University_RollNo	Short Text
	University_Regno	Short Text
	Current_Status	Short Text
	Class10_Division	Short Text
	Class12_Division	Short Text
	Class12_Stream	Short Text
	BCA_Division	Short Text
	BCA_CGPA	Short Text
	Top10_Status	Short Text
	Rank_in_University	Short Text
	Job_Status	Short Text
	Job_Details	Long Text
	Remarks	Long Text

Table 3: Register

Table Name – Backpaper

Backpaper		
	Field Name	Data Type
	ID_Number	Short Text
	Back_Paper_Status	Short Text
	First_Semester_Backpaper	Long Text
	Second_Semester_Backpaper	Long Text
	Third_Semester_Backpaper	Long Text
	Fourth_Semester_Backpaper	Long Text
	Fifth_Semester_Backpaper	Long Text
	Sixth_Semester_Backpaper	Long Text

Table 4: Backpaper



# STUDENT INFORMATION MANAGEMENT SYSTEM

## 3.2.2 Table relationships

The records or tables in the database are related to each other. The relationships between these tables can be shown as below:-

### 3.2.2 Database Table Relationships

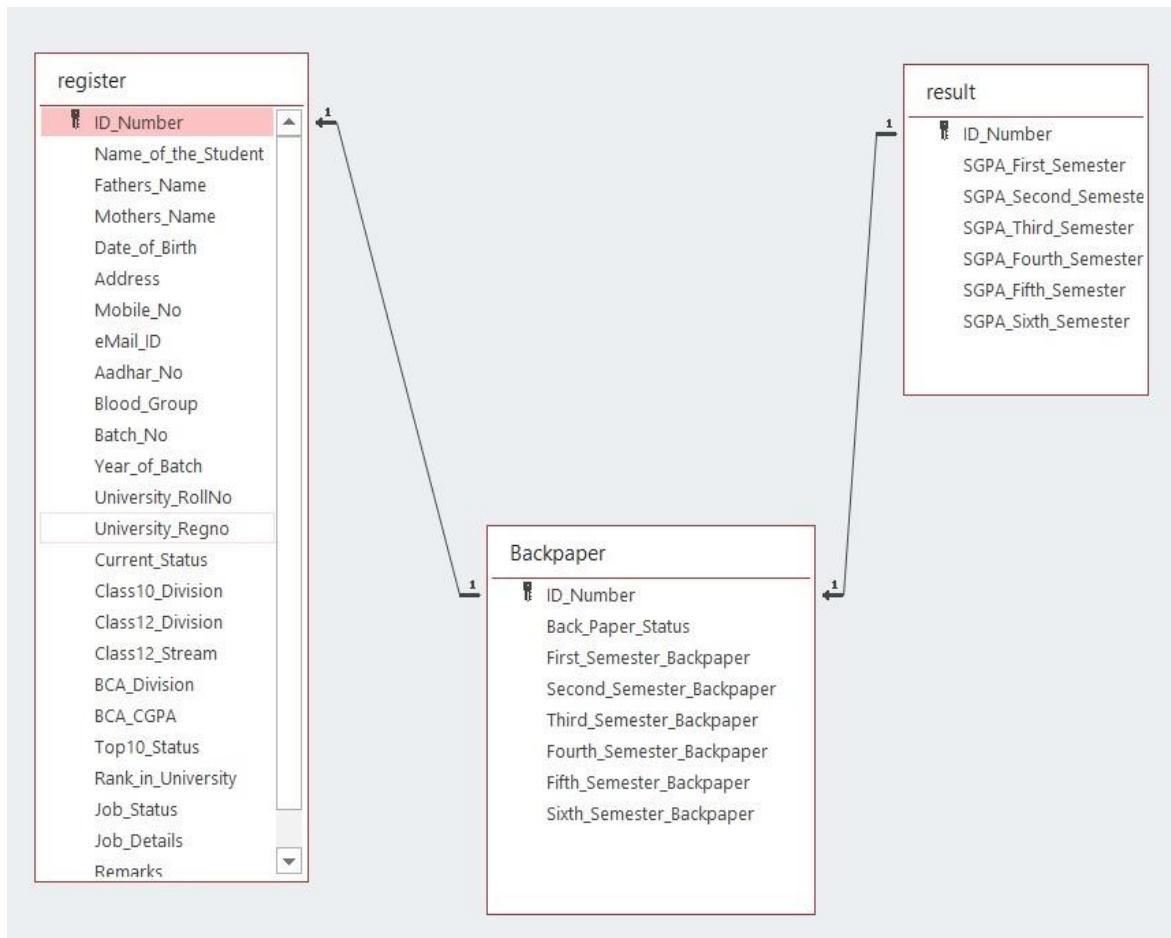


figure 3(b): Database table relationships

## **4. CODING**

### **CONTENT**

---

**4.1 Coding for Admin Login**

**4.2 Coding for Admin Change Password**

**4.3 Admin Forgot Password**

**4.4 Admin Signup**

**4.5 Coding for Registration**

**4.6 Coding for StudentView**

# STUDENT INFORMATION MANAGEMENT SYSTEM

## 4.1 CODING FOR ADMIN LOGIN

```
Imports System.IO
Imports System.Data
Imports System.Data.OleDb
Public Class login
    Dim con As New OleDbConnection("Provider = Microsoft.ACE.OLEDB.12.0; Data Source =
|DataDirectory|\Databases\sim.accdb")
    Dim cmd As OleDbCommand
    Dim cmd1 As OleDbCommand
    Dim sql As String
    Dim DA As OleDbDataAdapter
    Dim DS As DataSet
    Dim DT As DataTable
    Dim DR As OleDbDataReader
    Dim tables As DataTableCollection

    Private Sub CheckBox1_CheckedChanged(sender As Object, e As EventArgs) Handles
CheckBox1.CheckedChanged
        If Txtpassword.UseSystemPasswordChar = False Then
            Txtpassword.UseSystemPasswordChar = True
        Else
            Txtpassword.UseSystemPasswordChar = False
        End If
    End Sub

    Private Sub Button1_Click(sender As Object, e As EventArgs) Handles Button1.Click
        page1.Show()
        Me.Hide()
        Txtusername.Text = ""
        Txtpassword.Text = ""
    End Sub

    Private Sub Button2_Click(sender As Object, e As EventArgs) Handles btnlogin.Click

        Dim com1 As New OleDbCommand("Select * from login Where Username = '" &
Txtusername.Text & "' and Pass = '" & Txtpassword.Text & "'", con)
        con.Open()
        Dim Reader1 As OleDbDataReader = com1.ExecuteReader
        Reader1.Read()
        If Reader1.HasRows Then
            page2.Show()
            Me.Hide()
            Txtusername.Text = ""
            Txtpassword.Text = ""
        Else
            If Txtusername.Text = "" And Txtpassword.Text = "" Then
                MsgBox("Please, fill all the field", MsgBoxStyle.Information)
            Else
                MsgBox("Username or Password Incorrect", MsgBoxStyle.Exclamation)
            End If
        End If
    End Sub
End Class
```

# STUDENT INFORMATION MANAGEMENT SYSTEM

```
        End If
        con.Close()
    End Sub

    Private Sub LinkLabel1_LinkClicked(sender As Object, e As
LinkLabelLinkClickedEventArgs) Handles LinkLabel1.LinkClicked
        forgotpassword.Show()
        Me.Hide()
    End Sub
End Class
```

## 4.2 CODING FOR ADMIN CHANGE PASSWORD

```
Imports System.IO
Imports System.Data
Imports System.Data.OleDb
Public Class changepassword
    Dim con As New OleDbConnection("Provider = Microsoft.ACE.OLEDB.12.0; Data Source =
|DataDirectory|\Databasesims.accdb")
    Dim com As OleDbCommand
    Dim sql As String
    Dim DA As OleDbDataAdapter
    Dim DS As DataSet
    Dim DT As DataTable
    Dim DR As OleDbDataReader
    Dim tables As DataTableCollection
    Private Sub Label5_Click(sender As Object, e As EventArgs) Handles Label5.Click
        Me.Hide()
        TextBoxcurrentpasswordchange.Text = ""
        TextBoxnewpasswordchange.Text = ""
        TextBoxconfirmpasswordchange.Text = ""
    End Sub

    Private Sub Btnapply_Click(sender As Object, e As EventArgs) Handles Btnapply.Click
        If TextBoxcurrentpasswordchange.Text = "" Then
            MsgBox("Please fill current password")
        ElseIf TextBoxnewpasswordchange.Text = "" Then
            MsgBox("Please fill new password")
        ElseIf TextBoxconfirmpasswordchange.Text = "" Then
            MsgBox("Please fill confirm password")
        Else
            DA = New OleDbDataAdapter("Select * from login Where Pass= '" &
TextBoxcurrentpasswordchange.Text & "'", con)
            DS = New DataSet("Dir")
            DA.Fill(DS, "Dir")
            If DS.Tables("Dir").Rows.Count <> 1 Then
                MsgBox("Incorrect Current Password")
            Else
                If TextBoxnewpasswordchange.Text = TextBoxconfirmpasswordchange.Text
Then
                    com = New OleDbCommand("Update login set Pass = '" &
TextBoxnewpasswordchange.Text & "'", con)
                    con.Open()
                    com.ExecuteNonQuery()
                    con.Close()
                    page2.Show()
                End If
            End If
        End If
    End Sub
End Class
```

# STUDENT INFORMATION MANAGEMENT SYSTEM

```
        MsgBox("Change Successfully")
        Me.Hide()
        TextBoxcurrentpasswordchange.Text = ""
        TextBoxnewpasswordchange.Text = ""
        TextBoxconfirmpasswordchange.Text = ""
    Else
        MsgBox("New password and Confirm password is not matching")
    End If
End If
End If
End Sub
End Class
```

## 4.3 ADMIN FORGOT PASSWORD

```
Imports System.Data
Imports System.Data.OleDb
Public Class forgotpassword
    Dim con As New OleDbConnection("Provider = Microsoft.ACE.OLEDB.12.0; Data Source =
|DataDirectory|/Databasesims.accdb")
    Dim com1 As OleDbCommand
    Dim com2 As OleDbCommand
    Dim com3 As OleDbCommand
    Private Sub Label8_Click(sender As Object, e As EventArgs) Handles Label8.Click
        login.Show()
        Me.Hide()
        lblpassword.Text = ""
    End Sub

    Private Sub Btnapply_Click(sender As Object, e As EventArgs) Handles Btnapply.Click
        If ComboBoxrecoverysecurityQuestion.Text = "" Then
            MsgBox("All the boxes should be filled.")
        ElseIf TextBoxrecoverycurrentusername.Text = "" Then
            MsgBox("All the boxes should be filled.")
        ElseIf TextBoxrecoverysecurityAnswer.Text = "" Then
            MsgBox("All the boxes should be filled.")
        Else
            If con.State = ConnectionState.Open Then
                con.Close()
            End If
            com1 = New OleDbCommand("Select Username from login WHERE Username='" &
TextBoxrecoverycurrentusername.Text & "'", con)
            com2 = New OleDbCommand("select Security from login WHERE Security='" &
TextBoxrecoverysecurityAnswer.Text & "'", con)
            com3 = New OleDbCommand("select Pass from login WHERE Username= '" &
TextBoxrecoverycurrentusername.Text & "'", con)
            con.Open()
            If TextBoxrecoverycurrentusername.Text = com1.ExecuteScalar And
TextBoxrecoverysecurityAnswer.Text = com2.ExecuteScalar Then
                com3.ExecuteNonQuery()
            End If
        End If
    End Sub
End Class
```

# STUDENT INFORMATION MANAGEMENT SYSTEM

```
        lblpassword.Text = "Your current Password is: " & com3.ExecuteScalar  
        con.Close()  
        ComboBoxrecoverysecurityQuestion.Text = ""  
        TextBoxrecoverycurrentusername.Text = ""  
        TextBoxrecoverysecurityAnswer.Text = ""  
    Else  
        MsgBox("Sorry..Data Mismatch")  
    End If  
End If  
  
End Sub  
End Class
```

## 4.4 ADMIN SIGN UP

```
Imports System.IO  
Imports System.Data  
Imports System.Data.OleDb  
Public Class SignUp  
    Dim con As New OleDbConnection("Provider = Microsoft.ACE.OLEDB.12.0; Data Source =  
|DataDirectory|\Databases\sim.accdb")  
    Dim com As OleDbCommand  
    Dim sql As String  
    Dim DA As OleDbDataAdapter  
    Dim DS As DataSet  
    Dim DT As DataTable  
    Dim DR As OleDbDataReader  
    Dim tables As DataTableCollection  
    Private Sub Label8_Click(sender As Object, e As EventArgs) Handles Label8.Click  
        Me.Hide()  
        TextBoxsignupnewusername.Text = ""  
        TextBoxsignupcurrentpassword.Text = ""  
        TextBoxsignupnewpassword.Text = ""  
        TextBoxsignupconfirmpassword.Text = ""  
        ComboBoxsecurityQuestion.Text = ""  
        TextBoxsignupsecurityAnswer.Text = ""  
    End Sub  
  
    Private Sub Btnsignup_Click(sender As Object, e As EventArgs) Handles  
Btnsignup.Click  
        Dim intResults As DialogResult  
        If TextBoxsignupnewusername.Text = "" Then  
            MsgBox("Please fill New user name")  
        ElseIf TextBoxsignupcurrentpassword.Text = "" Then  
            MsgBox("Please fill Current password")  
        ElseIf TextBoxsignupnewpassword.Text = "" Then  
            MsgBox("Please fill New password")  
        ElseIf TextBoxsignupconfirmpassword.Text = "" Then  
            MsgBox("Please fill Security Answer")  
        ElseIf ComboBoxsecurityQuestion.Text = "" Then  
            MsgBox("Please select any Security Question")  
        ElseIf TextBoxsignupsecurityAnswer.Text = "" Then  
            MsgBox("Please fill Security Answer")  
        Else
```

# STUDENT INFORMATION MANAGEMENT SYSTEM

```
        DA = New OleDbDataAdapter("Select * from login Where pass= '" &
TextBoxsignupcurrentpassword.Text & "'", con)
        DS = New DataSet("lawma")
        DA.Fill(DS, "lawma")
        If DS.Tables("lawma").Rows.Count <> 1 Then
            MsgBox("Incorrect Current Password")
        Else
            If TextBoxsignupnewpassword.Text = TextBoxsignupconfirmpassword.Text
Then
                com = New OleDbCommand("Update login set username = '" &
TextBoxsignupnewusername.Text & "',pass = '" & TextBoxsignupnewpassword.Text &
"',security ='" & TextBoxsignupsecurityAnswer.Text & "'", con)
                con.Open()
                com.ExecuteNonQuery()
                con.Close()
                intResults = MessageBox.Show("Change Successfully..You have to
login again.", "Password change", MessageBoxButtons.OKCancel, MessageBoxIcon.Warning,
MessageBoxDefaultButton.Button3)
                TextBoxsignupnewusername.Text = ""
                TextBoxsignupcurrentpassword.Text = ""
                TextBoxsignupnewpassword.Text = ""
                TextBoxsignupconfirmpassword.Text = ""
                ComboBoxsecurityQuestion.Text = ""
                TextBoxsignupsecurityAnswer.Text = ""
                Select Case intResults
                    Case Windows.Forms.DialogResult.OK
                        login.Show()
                        page2.Hide()
                        Me.Hide()
                    Case Windows.Forms.DialogResult.Cancel
                End Select
            Else
                MsgBox("New password and confirm password is not matching")
            End If
        End If
    End If

End Sub

End Class
```

# STUDENT INFORMATION MANAGEMENT SYSTEM

## 4.5 CODING FOR REGISTRATION

```
Imports System.IO
Imports System.Data
Imports System.Data.OleDb
Public Class register
    ' Dim con1 As OleDbConnection = New OleDbConnection("Provider=Microsoft.ACE.OLEDB.12.0;Data
Source=" & Application.StartupPath & "\Databasesims.accdb")

    Dim con As New OleDbConnection("Provider = Microsoft.ACE.OLEDB.12.0; Data Source =
|DataDirectory|\Databasesims.accdb")
    Dim cmd As OleDbCommand
    Dim cmd1 As OleDbCommand
    Dim sql As String
    Dim sql1 As String
    Dim DA As OleDbDataAdapter
    Dim DS As DataSet
    Dim DT As DataTable
    Dim DR As OleDbDataReader
    Dim tables As DataTableCollection

    Private Sub Button2_Click_1(sender As Object, e As EventArgs) Handles Buttonnext1.Click
        If ComboBoxstudentstatus.Text = "" Then
            MsgBox("You have to select CURRENT STATUS")
        Else
            TabControl1.SelectTab(1)
            CheckBox2.Checked = True
        End If
        If ComboBoxstudentstatus.Text = "Alumnus" Then

            'If the person is alumnus backpaper status will be No automatically
            ComboBoxbackpaperstatus.Text = "No"

            Elself ComboBoxstudentstatus.Text = "Present Student" Then
                'If the person is Present Student job status will be No automatically
                ComboBoxjobstatus.Text = "No"
            End If

        End Sub

    Private Sub Button4_Click_1(sender As Object, e As EventArgs) Handles Button4.Click
        TabControl1.SelectTab(6)
        CheckBox3.Checked = True
    End Sub
```



# STUDENT INFORMATION MANAGEMENT SYSTEM

```
Private Sub Button6_Click_1(sender As Object, e As EventArgs) Handles Button6.Click
    If ComboBoxstudentstatus.Text = "Present Student" Then
        TabControl1.SelectTab(4)
        CheckBox5.Checked = True
    ElseIf ComboBoxstudentstatus.Text = "Alumnus" Then
        TabControl1.SelectTab(3)
        CheckBox5.Checked = True
    End If
End Sub
```

[illegible]

End Sub

```
Private Sub Button7_Click_1(sender As Object, e As EventArgs) Handles Button7.Click
    TabControl1.SelectTab(2)
    CheckBox5.Checked = False
End Sub
```

```
Private Sub Button5_Click_1(sender As Object, e As EventArgs) Handles Button5.Click
    TabControl1.SelectTab(6)
    CheckBox4.Checked = False
End Sub
```

```
Private Sub Button3_Click_1(sender As Object, e As EventArgs) Handles Button3.Click
    TabControl1.SelectTab(0)
    CheckBox2.Checked = False
End Sub
```

```
Private Sub Button1_Click(sender As Object, e As EventArgs) Handles Button1.Click
    page2.Show()
    Me.Hide()
End Sub
```

```
Private Sub Label2_Click(sender As Object, e As EventArgs) Handles Label2.Click
    page1.Show()
    Me.Hide()
    'This will clear all the data from the box
    TextBoxstudentID.Text = ""
    TextBoxName.Text = ""
    TextBoxfathersname.Text = ""
    TextBoxmothersname.Text = ""
    DateTimePickerDOB.Text = ""
End Sub
```

# STUDENT INFORMATION MANAGEMENT SYSTEM

```
TextBoxaddress.Text = ""
TextBoxmobilenumber.Text = ""
TextBoxemail.Text = ""
TextBoxaadharnumber.Text = ""
ComboBoxbloodgroup.Text = ""
TextBoxbatchno.Text = ""
MaskedTextBoxbatchyear.Text = ""
TextBoxunirollno.Text = ""
TextBoxuniregistrationnumber.Text = ""
ComboBoxstudentstatus.Text = ""
ComboBoxtendivision.Text = ""
ComboBoxtwelvedivision.Text = ""
ComboBoxtwelvestream.Text = ""
TextBoxbcadivision.Text = ""
TextBoxCGPA.Text = ""
ComboBoxrankuniversity.Text = ""
ComboBoxjobstatus.Text = ""
TextBoxjobdetails.Text = ""
TextBoxremarks.Text = ""
TextBoxb1sem.Text = ""
TextBoxb2sem.Text = ""
TextBoxb3sem.Text = ""
TextBoxb4sem.Text = ""
TextBoxb5sem.Text = ""
TextBoxb6sem.Text = ""
ComboBoxbackpaperstatus.Text = ""
TextBoxSGPA1st.Text = ""
TextBoxSGPA2nd.Text = ""
TextBoxSGPA3rd.Text = ""
TextBoxSGPA4th.Text = ""
TextBoxSGPA5th.Text = ""
TextBoxSGPA6th.Text = ""
TextBoxlocation.Text = ""
End Sub

Private Sub Label3_Click(sender As Object, e As EventArgs) Handles Label3.Click
    Me.WindowState = FormWindowState.Minimized
End Sub

Private Sub Button9_Click(sender As Object, e As EventArgs) Handles Button9.Click
    TabControl1.SelectTab(2)
    CheckBox5.Checked = False
End Sub

Private Sub Button8_Click(sender As Object, e As EventArgs) Handles Button8.Click
    If ComboBoxjobstatus.Text = "" Then
        MsgBox("Please! Select job status.")
    End If
End Sub
```

# STUDENT INFORMATION MANAGEMENT SYSTEM

```
Else
    If ComboBoxstudentstatus.Text = "Alumnus" Then
        TabControl1.SelectTab(5)
        CheckBox6.Checked = True
    End If

End If

End Sub

Private Sub TextBox3_TextChanged(sender As Object, e As EventArgs) Handles TextBoxCGPA.TextChanged
    'Coding for Converter of CGPA into Percentage
    Dim a As String
    Dim b As String
    Dim c As String
    Dim d As String

    Try

        If TextBoxCGPA.Text = "" Then
            TextBoxCGPA.Text = ""
            Lblpercentage.Text = ""
            TextBoxbcadivision.Text = ""
        Else

            If TextBoxCGPA.Text < 9 Then
                a = TextBoxCGPA.Text * 10
                b = a - 5
                Lblpercentage.Text = b

            ElseIf TextBoxCGPA.Text >= 9 Then
                c = TextBoxCGPA.Text * 15
                d = c - 50
                Lblpercentage.Text = d
            End If

            If Lblpercentage.Text >= 75 Then
                TextBoxbcadivision.Text = "D"
            ElseIf Lblpercentage.Text < 75 And Lblpercentage.Text >= 65 Then
                TextBoxbcadivision.Text = "I"
            ElseIf Lblpercentage.Text < 65 And Lblpercentage.Text >= 55 Then
                TextBoxbcadivision.Text = "II"
            ElseIf Lblpercentage.Text < 55 And Lblpercentage.Text >= 40 Then
                TextBoxbcadivision.Text = "III"
            Else TextBoxbcadivision.Text = "Failed"
            End If

        End Try

    End Sub
```

# STUDENT INFORMATION MANAGEMENT SYSTEM

```
'>>>>>>>>>>>>>>>>>>>>>>
If TextBoxCGPA.Text > 10 Then
    Lblpercentage.Text = ""
    If TextBoxCGPA.Text >= 75 Then
        TextBoxbcadivision.Text = "D"
    ElseIf TextBoxCGPA.Text < 75 And TextBoxCGPA.Text >= 60 Then
        TextBoxbcadivision.Text = "I"
    ElseIf TextBoxCGPA.Text < 60 And TextBoxCGPA.Text >= 50 Then
        TextBoxbcadivision.Text = "II"
    ElseIf TextBoxCGPA.Text < 50 And TextBoxCGPA.Text >= 33 Then
        TextBoxbcadivision.Text = "III"
    Else TextBoxbcadivision.Text = "Failed"
    End If
End If
'>>>>>>>>>>>>>>>>>>>>>>

End If

Catch ex As Exception
    MsgBox("Sorry..CGPA should be number type")
End Try

End Sub

Private Sub ComboBoxjobstatus_SelectedIndexChanged(sender As Object, e As EventArgs) Handles
ComboBoxjobstatus.SelectedIndexChanged
    If ComboBoxjobstatus.Text = "No" Then
        TextBoxjobdetails.ReadOnly = True
        TextBoxjobdetails.Text = ""
    ElseIf ComboBoxjobstatus.Text = "Yes" Then
        TextBoxjobdetails.ReadOnly = False
    End If
End Sub

Private Sub DateTimePickerDOB_ValueChanged(sender As Object, e As EventArgs) Handles
DateTimePickerDOB.ValueChanged
    Dim result As Integer
    result = DateDiff(DateInterval.Year, DateTimePickerDOB.Value, Datetimecurrent.Value)
    Labelage.Text = result
End Sub
```

# STUDENT INFORMATION MANAGEMENT SYSTEM

```
Private Sub register_Load(sender As Object, e As EventArgs) Handles MyBase.Load
    Try

        'Showing the update of datagridviewupdate
        con = New OleDbConnection("Provider = Microsoft.ACE.OLEDB.12.0; Data Source =
|DataDirectory|/Databasesims.accdb")
        con.Open()
        DA = New OleDbDataAdapter("Select
ID_Number,Name_of_the_Student,Fathers_Name,Mothers_Name,Date_of_Birth,Address,Mobile_No,eMail_ID,
Aadhar_No,Blood_Group,Batch_No,Year_of_Batch,University_RollNo,University_Regno,Current_Status,Class10
_Division,Class12_Division,Class12_Stream,BCA_Division,BCA_CGPA,Rank_in_University,Job_Status,Job_Details,
Remarks,Back_Paper_Status,First_Semester_Backpaper,Second_Semester_Backpaper,Third_Semester_Backpap
er,Fourth_Semester_Backpaper,Fifth_Semester_Backpaper,Sixth_Semester_Backpaper,SGPA_First_Semester,S
GPA_Second_Semester,SGPA_Third_Semester,SGPA_Fourth_Semester,SGPA_Fifth_Semester,SGPA_Sixth_Sem
ester,Top10_Status,imgs from details", con)
        DS = New DataSet()
        DA.Fill(DS, "Dir")
        DataGridViewupdate.DataSource = DS.Tables(0).DefaultView
        DataGridViewupdate.Refresh()
        Lblcurrent.Text = "Currently there are " & DS.Tables("Dir").Rows.Count & " record found "

    Catch ex As Exception
        MsgBox(ex.Message)
    End Try

    'This is for SGPA result, we have to insert atleast 0 in the boxes.
    If TextBoxSGPA1st.Text = "" And TextBoxSGPA2nd.Text = "" And TextBoxSGPA3rd.Text = "" And
TextBoxSGPA4th.Text = "" And TextBoxSGPA5th.Text = "" And TextBoxSGPA6th.Text = "" Then
        TextBoxSGPA1st.Text = "0"
        TextBoxSGPA2nd.Text = "0"
        TextBoxSGPA3rd.Text = "0"
        TextBoxSGPA4th.Text = "0"
        TextBoxSGPA5th.Text = "0"
        TextBoxSGPA6th.Text = "0"
    End If
End Sub

Private Sub Button10_Click(sender As Object, e As EventArgs) Handles Btnregister.Click
```

# STUDENT INFORMATION MANAGEMENT SYSTEM

'This is for SGPA result, we have to insert atleast 0 in the boxes.

If TextBoxSGPA1st.Text = "" Then

```
TextBoxSGPA1st.Text = "0"
```

End If

If TextBoxSGPA2nd.Text = "" Then

```
TextBoxSGPA2nd.Text = "0"
```

End If

If TextBoxSGPA3rd.Text = "" Then

```
TextBoxSGPA3rd.Text = "0"
```

End If

If TextBoxSGPA4th.Text = "" Then

```
TextBoxSGPA4th.Text = "0"
```

End If

If TextBoxSGPA5th.Text = "" Then

```
TextBoxSGPA5th.Text = "0"
```

End If

If TextBoxSGPA6th.Text = "" Then

```
TextBoxSGPA6th.Text = "0"
```

End If

[illegible]

If TextBoxstudentID.Text = "" Then

```
MsgBox("Fill the ID Number")
```

Else

```
con.Close()
```

```
cmd = New OleDbCommand("SELECT ID_Number From register WHERE ID_Number =" &
```

TextBoxstudentID.Text & " ", con)

```
con.Open()
```

DR = cmd.ExecuteReader

### If DR.HasRows Then

```
MsgBox("Already Register")
```

Else

## Try

```
Dim con As New OleDbConnection("Provider= Microsoft.ACE.OLEDB.12.0; Data Source=
```

```
|Datadirectory|/Databasesims.accdb")
```

```
sql = "Insert into
```

details(ID\_Number,Name\_of\_the\_Student,Fathers\_Name,Mothers\_Name,Date\_of\_Birth,Address,Mobile\_No,e  
Mail\_ID,Aadhar\_No,Blood\_Group,Batch\_No,Year\_of\_Batch,University\_RollNo,University\_Regno,Current\_Status  
,Class10\_Division,Class12\_Division,Class12\_Stream,BCA\_Division,BCA\_CGPA,Rank\_in\_University,Job\_Status,Job  
\_Details,Remarks,Back\_Paper\_Status,First\_Semester\_Backpaper,Second\_Semester\_Backpaper,Third\_Semester  
\_Backpaper,Fourth\_Semester\_Backpaper,Fifth\_Semester\_Backpaper,Sixth\_Semester\_Backpaper,  
SGPA\_First\_Semester,SGPA\_Second\_Semester,SGPA\_Third\_Semester,SGPA\_Fourth\_Semester,SGPA\_Fifth\_Sem  
ester,SGPA\_Sixth\_Semester,Top10\_Status,imgs) values('' & TextBoxstudentID.Text & ',' & TextBoxName.Text  
& ',' & TextBoxfathersname.Text & ',' & TextBoxmothersname.Text & ',' & DateTimePickerDOB.Text &  
'', '' & TextBoxaddress.Text & ',' & TextBoxmobilenumber.Text & ',' & TextBoxemail.Text & ',' &  
TextBoxaadharnumber.Text & ',' & ComboBoxbloodgroup.Text & ',' & TextBoxbatchno.Text & ',' &

# STUDENT INFORMATION MANAGEMENT SYSTEM

```
MaskedTextBoxbatchyear.Text & "','" & TextBoxunirollno.Text & "','" & TextBoxuniregistrationnumber.Text & "','" & ComboBoxstudentstatus.Text & "','" & ComboBoxtendivision.Text & "','" & ComboBoxtwelvedivision.Text & "','" & ComboBoxtwelvestream.Text & "','" & TextBoxbcadivision.Text & "','" & TextBoxCGPA.Text & "','" & ComboBoxrankuniversity.Text & "','" & ComboBoxjobstatus.Text & "','" & TextBoxjobdetails.Text & "','" & TextBoxremarks.Text & "','" & ComboBoxbackpaperstatus.Text & "','" & TextBoxb1sem.Text & "','" & TextBoxb2sem.Text & "','" & TextBoxb3sem.Text & "','" & TextBoxb4sem.Text & "','" & TextBoxb5sem.Text & "','" & TextBoxb6sem.Text & "','" & TextBoxSGPA1st.Text & "','" & TextBoxSGPA2nd.Text & "','" & TextBoxSGPA3rd.Text & "','" & TextBoxSGPA4th.Text & "','" & TextBoxSGPA5th.Text & "','" & TextBoxSGPA6th.Text & "','" & TextBoxTop10Status.Text & "','" & TextBoxlocation.Text & "','"
```

```
Dim com As New OleDbCommand(sql, con)
```

```
MsgBox("Registration succeeded", MsgBoxStyle.Information)
```

```
con.Open()
```

```
com.ExecuteNonQuery()
```

```
con.Close()
```

```
'Showing the update of datagridviewupdate
```

```
con = New OleDbConnection("Provider = Microsoft.ACE.OLEDB.12.0; Data Source =  
|DataDirectory|/Databasesims.accdb")
```

```
con.Open()
```

```
DA = New OleDbDataAdapter("Select
```

```
ID_Number,Name_of_the_Student,Fathers_Name,Mothers_Name,Date_of_Birth,Address,Mobile_No,eMail_ID,  
Aadhar_No,Blood_Group,Batch_No,Year_of_Batch,University_RollNo,University_Regno,Current_Status,Class10  
_Division,Class12_Division,Class12_Stream,BCA_Division,BCA_CGPA,Rank_in_University,Job_Status,Job_Details,  
Remarks,Back_Paper_Status,First_Semester_Backpaper,Second_Semester_Backpaper,Third_Semester_Backpap  
er,Fourth_Semester_Backpaper,Fifth_Semester_Backpaper,Sixth_Semester_Backpaper,SGPA_First_Semester,S  
GPA_Second_Semester,SGPA_Third_Semester,SGPA_Fourth_Semester,SGPA_Fifth_Semester,SGPA_Sixth_Sem  
ester,Top10_Status,imgs from details", con)
```

```
DS = New DataSet()
```

```
DA.Fill(DS, "Dir")
```

```
DataGridViewupdate.DataSource = DS.Tables(0).DefaultView
```

```
DataGridViewupdate.Refresh()
```

```
Lblcurrent.Text = "Currently there are " & DS.Tables("Dir").Rows.Count & " record found "
```

```
TextBoxstudentID.Text = ""
```

```
TextBoxName.Text = ""
```

```
TextBoxfathersname.Text = ""
```

```
TextBoxmothersname.Text = ""
```

```
DateTimePickerDOB.Text = ""
```

```
TextBoxaddress.Text = ""
```

```
TextBoxmobilenumber.Text = ""
```

```
TextBoxemail.Text = ""
```

```
TextBoxaadharnumber.Text = ""
```

# STUDENT INFORMATION MANAGEMENT SYSTEM

```
        ComboBoxbloodgroup.Text = ""
        TextBoxbatchno.Text = ""
        MaskedTextBoxbatchyear.Text = ""
        TextBoxunirollno.Text = ""
        TextBoxuniregistrationnumber.Text = ""
        ComboBoxstudentstatus.Text = ""
        ComboBoxdivision.Text = ""
        ComboBoxtwelvedivision.Text = ""
        ComboBoxtwelvestream.Text = ""
        TextBoxbcadivision.Text = ""
        TextBoxCGPA.Text = ""
        ComboBoxrankuniversity.Text = ""
        ComboBoxjobstatus.Text = ""
        TextBoxjobdetails.Text = ""
        TextBoxremarks.Text = ""
        TextBoxb1sem.Text = ""
        TextBoxb2sem.Text = ""
        TextBoxb3sem.Text = ""
        TextBoxb4sem.Text = ""
        TextBoxb5sem.Text = ""
        TextBoxb6sem.Text = ""
        ComboBoxbackpaperstatus.Text = ""
        TextBoxSGPA1st.Text = ""
        TextBoxSGPA2nd.Text = ""
        TextBoxSGPA3rd.Text = ""
        TextBoxSGPA4th.Text = ""
        TextBoxSGPA5th.Text = ""
        TextBoxSGPA6th.Text = ""
        TextBoxlocation.Text = ""
        TextBoxlocation.Text = ""
        PictureBoxphoto.Image = Nothing
    Catch ex As Exception
        MsgBox(ex.Message)
    End Try
End If
End If
End Sub

Private Sub Btnupdate_Click(sender As Object, e As EventArgs) Handles Btnnext.Click
    If ComboBoxbackpaperstatus.Text = "" Then
        MsgBox("Please! Select back paper status")
    Else
        TabControl1.SelectTab(5)
        CheckBox6.Checked = True
    End If
End Sub
```



# STUDENT INFORMATION MANAGEMENT SYSTEM

End Sub

```
Private Sub Button10_Click_1(sender As Object, e As EventArgs) Handles Button10.Click
    If ComboBoxstudentstatus.Text = "Present Student" Then
        TabControl1.SelectTab(4)
        CheckBox6.Checked = False
    ElseIf ComboBoxstudentstatus.Text = "Alumnus" Then
        TabControl1.SelectTab(3)
        CheckBox6.Checked = False
    End If
End Sub
```

End Sub

```
Private Sub Btnupdate1_Click(sender As Object, e As EventArgs) Handles Btnupdate1.Click
    con.Close()
    cmd = New OleDbCommand("SELECT ID_Number From register WHERE ID_Number = '" &
    TextBoxstudentID.Text & "' ", con)
    con.Open()
    DR = cmd.ExecuteReader
    If DR.HasRows Then
        If TextBoxstudentID.Text = "" Then
            MsgBox("Please select a record")
        Else
            If con.State = ConnectionState.Open Then
                con.Close()
            End If
```

```
            Dim com1 As New OleDbCommand("UPDATE details SET ID_Number = '" & TextBoxstudentID.Text &
            "',Name_of_the_Student = '" & TextBoxName.Text & "', Fathers_Name = '" & TextBoxfathersname.Text & "',
            Mothers_Name = '" & TextBoxmothersname.Text & "', Date_of_Birth = '" & DateTimePickerDOB.Text & "',
            Address = '" & TextBoxaddress.Text & "', Mobile_No = '" & TextBoxmobilenumber.Text & "', eMail_ID = '" &
            TextBoxemail.Text & "',Aadhar_No = '" & TextBoxaadharnumber.Text & "',Blood_Group = '" &
            ComboBoxbloodgroup.Text & "', Batch_No = '" & TextBoxbatchno.Text & "',Year_of_Batch = '" &
            MaskedTextBoxbatchyear.Text & "',University_RollNo = '" & TextBoxunirollno.Text & "',University_Regno = '" &
            TextBoxuniregistrationnumber.Text & "',Current_Status = '" & ComboBoxstudentstatus.Text & "',
            Class10_Division = '" & ComboBoxdivision.Text & "', Class12_Division = '" & ComboBoxtwelvedivision.Text &
            "', Class12_Stream = '" & ComboBoxtwelvestream.Text & "', BCA_Division = '" & TextBoxbcadivision.Text & "',
            BCA_CGPA = '" & TextBoxCGPA.Text & "', Rank_in_University = '" & ComboBoxrankuniversity.Text & "',
            Job_Status = '" & ComboBoxjobstatus.Text & "', Job_Details = '" & TextBoxjobdetails.Text & "', Remarks = '" &
            TextBoxremarks.Text & "',SGPA_First_Semester = '" & TextBoxSGPA1st.Text & "',SGPA_Second_Semester = '" &
            TextBoxSGPA2nd.Text & "',SGPA_Third_Semester = '" & TextBoxSGPA3rd.Text & "', SGPA_Fourth_Semester = '" &
            TextBoxSGPA4th.Text & "', SGPA_Fifth_Semester = '" & TextBoxSGPA5th.Text & "',SGPA_Sixth_Semester = '" &
            TextBoxSGPA6th.Text & "',Back_Paper_Status = '" & ComboBoxbackpaperstatus.Text & "',
            ,First_Semester_Backpaper = '" & TextBox1sem.Text & "',Second_Semester_Backpaper = '" &
            TextBoxb2sem.Text & "', Third_Semester_Backpaper = '" & TextBoxb3sem.Text & "',
            Fourth_Semester_Backpaper = '" & TextBoxb4sem.Text & "', Fifth_Semester_Backpaper = '" &
            TextBoxb5sem.Text & "', Sixth_Semester_Backpaper = '" & TextBoxb6sem.Text & "', Top10_Status = '" &
```

# STUDENT INFORMATION MANAGEMENT SYSTEM

```
TextBoxTop10Status.Text & "", imgs= "" & TextBoxlocation.Text & "" WHERE ID_Number = "" &
TextBoxstudentID.Text & "", con)
    con.Open()
    com1.ExecuteNonQuery()
    con.Close()
    MsgBox("Update successfully")

    'Showing the update of datagridviewupdate
    con = New OleDbConnection("Provider = Microsoft.ACE.OLEDB.12.0; Data Source =
|DataDirectory|/Databasesims.accdb")
    con.Open()
    DA = New OleDbDataAdapter("Select
ID_Number,Name_of_the_Student,Fathers_Name,Mothers_Name,Date_of_Birth,Address,Mobile_No,eMail_ID,
Aadhar_No,Blood_Group,Batch_No,Year_of_Batch,University_RollNo,University_Regno,Current_Status,Class10
_Division,Class12_Division,Class12_Stream,BCA_Division,BCA_CGPA,Rank_in_University,Job_Status,Job_Details,
Remarks,Back_Paper_Status,First_Semester_Backpaper,Second_Semester_Backpaper,Third_Semester_Backpap
er,Fourth_Semester_Backpaper,Fifth_Semester_Backpaper,Sixth_Semester_Backpaper,SGPA_First_Semester,S
GPA_Second_Semester,SGPA_Third_Semester,SGPA_Fourth_Semester,SGPA_Fifth_Semester,SGPA_Sixth_Sem
ester,Top10_Status,imgs from details", con)
    DS = New DataSet()
    DA.Fill(DS, "Dir")
    DataGridViewupdate.DataSource = DS.Tables(0).DefaultView
    DataGridViewupdate.Refresh()
    lblcurrent.Text = "Currently there are " & DS.Tables("Dir").Rows.Count & " record found "
    TextBoxlocation.Text = ""
    PictureBoxphoto.Image = Nothing
End If
Else
    MsgBox("Sorry..Data is not exist")
End If

End Sub

    'Showing the update of datagridviewupdate
    con = New OleDbConnection("Provider = Microsoft.ACE.OLEDB.12.0; Data Source =
|DataDirectory|/Databasesims.accdb")
    con.Open()
    DA = New OleDbDataAdapter("Select
ID_Number,Name_of_the_Student,Fathers_Name,Mothers_Name,Date_of_Birth,Address,Mobile_No,eMail_ID,
Aadhar_No,Blood_Group,Batch_No,Year_of_Batch,University_RollNo,University_Regno,Current_Status,Class10
_Division,Class12_Division,Class12_Stream,BCA_Division,BCA_CGPA,Rank_in_University,Job_Status,Job_Details,
Remarks,Back_Paper_Status,First_Semester_Backpaper,Second_Semester_Backpaper,Third_Semester_Backpap
er,Fourth_Semester_Backpaper,Fifth_Semester_Backpaper,Sixth_Semester_Backpaper,SGPA_First_Semester,S
GPA_Second_Semester,SGPA_Third_Semester,SGPA_Fourth_Semester,SGPA_Fifth_Semester,SGPA_Sixth_Sem
ester,Top10_Status,imgs from details", con)
```

# STUDENT INFORMATION MANAGEMENT SYSTEM

```
DS = New DataSet()
DA.Fill(DS, "Dir")
DataGridViewupdate.DataSource = DS.Tables(0).DefaultView
DataGridViewupdate.Refresh()
Lblcurrent.Text = "Currently there are " & DS.Tables("Dir").Rows.Count & " record found "
TextBoxlocation.Text = ""
PictureBoxphoto.Image = Nothing
End If
Else
MsgBox("Sorry..Data is not exist")
End If
```

End Sub

Private Sub DataGridViewupdate\_Click(sender As Object, e As EventArgs) Handles DataGridViewupdate.Click

```
Try
DA = New OleDbDataAdapter("Select * from register", con)
DS = New DataSet("Dir")
DA.Fill(DS, "Dir")
Dim row As DataGridViewRow = Me.DataGridViewupdate.CurrentRow
TextBoxstudentID.Text = row.Cells("ID_Number").Value.ToString
TextBoxName.Text = row.Cells("Name_of_the_Student").Value.ToString
TextBoxfathersname.Text = row.Cells("Fathers_Name").Value.ToString
TextBoxmothersname.Text = row.Cells("Mothers_Name").Value.ToString
DateTimePickerDOB.Text = row.Cells("Date_of_Birth").Value.ToString
TextBoxaddress.Text = row.Cells("Address").Value.ToString
TextBoxmobilenumber.Text = row.Cells("Mobile_No").Value.ToString
TextBoxemail.Text = row.Cells("eMail_ID").Value.ToString
TextBoxaadharnumber.Text = row.Cells("Aadhar_No").Value.ToString
ComboBoxbloodgroup.Text = row.Cells("Blood_Group").Value.ToString
TextBoxbatchno.Text = row.Cells("Batch_No").Value.ToString
MaskedTextBoxbatchyear.Text = row.Cells("Year_of_Batch").Value.ToString
TextBoxunirollno.Text = row.Cells("University_RollNo").Value.ToString
TextBoxuniregistrationnumber.Text = row.Cells("University_Regno").Value.ToString
ComboBoxstudentstatus.Text = row.Cells("Current_Status").Value.ToString
ComboBoxtendivision.Text = row.Cells("Class10_Division").Value.ToString
ComboBoxtwelvedivision.Text = row.Cells("Class12_Division").Value.ToString
ComboBoxtwelvestream.Text = row.Cells("Class12_Stream").Value.ToString
TextBoxbcadivision.Text = row.Cells("BCA_Division").Value.ToString
TextBoxCGPA.Text = row.Cells("BCA_CGPA").Value.ToString
ComboBoxrankuniversity.Text = row.Cells("Rank_in_University").Value.ToString
ComboBoxjobstatus.Text = row.Cells("Job_Status").Value.ToString
TextBoxjobdetails.Text = row.Cells("Job_Details").Value.ToString
TextBoxremarks.Text = row.Cells("Remarks").Value.ToString
```

# STUDENT INFORMATION MANAGEMENT SYSTEM

```

TextBoxSGPA1st.Text = row.Cells("SGPA_First_Semester").Value.ToString
TextBoxSGPA2nd.Text = row.Cells("SGPA_Second_Semester").Value.ToString
TextBoxSGPA3rd.Text = row.Cells("SGPA_Third_Semester").Value.ToString
TextBoxSGPA4th.Text = row.Cells("SGPA_Fourth_Semester").Value.ToString
TextBoxSGPA5th.Text = row.Cells("SGPA_Fifth_Semester").Value.ToString
TextBoxSGPA6th.Text = row.Cells("SGPA_Sixth_Semester").Value.ToString
ComboBoxbackpaperstatus.Text = row.Cells("Back_Paper_Status").Value.ToString
TextBorb1sem.Text = row.Cells("First_Semester_Backpaper").Value.ToString
TextBorb2sem.Text = row.Cells("Second_Semester_Backpaper").Value.ToString
TextBorb3sem.Text = row.Cells("Third_Semester_Backpaper").Value.ToString
TextBorb4sem.Text = row.Cells("Fourth_Semester_Backpaper").Value.ToString
TextBorb5sem.Text = row.Cells("Fifth_Semester_Backpaper").Value.ToString
TextBorb6sem.Text = row.Cells("Sixth_Semester_Backpaper").Value.ToString
PictureBoxphoto.ImageLocation = row.Cells("imgs").Value.ToString

```

## Catch ex As Exception

```
MsgBox("No need to worry..Just click OK")
```

End Try

'This is for SGPA result, we have to insert atleast 0 in the boxes.

If TextBoxSGPA1st.Text = "" Then

```
TextBoxSGPA1st.Text = "0"
```

End If

If TextBoxSGPA2nd.Text = "" Then

```
TextBoxSGPA2nd.Text = "0"
```

End If

```
If TextBoxSGPA3rd.Text = "" Then
```

```
TextBoxSGPA3rd.Text = "0"
```

End If

```
If TextBoxSGPA4th.Text = "" Then
```

```
TextBoxSGPA4th.Text = "0"
```

End If

If TextBoxSGPA5th.Text = "" Then

```
TextBoxSGPA5th.Text = "0"
```

End If

If TextBoxSGPA6th.Text = "" Then

```
TextBoxSGPA6th.Text = "0"
```

End If

[illegible]

End Sub

Private Sub ComboBoxstudentstatus\_SelectedIndexChanged(sender As Object, e As EventArgs) Handles

### ComboBoxstudentstatus.SelectedIndexChanged

If ComboBoxstudentstatus.Text = "Alumnus" Then

ComboBoxbackpaperstatus.Enabled = False

# STUDENT INFORMATION MANAGEMENT SYSTEM

```
ComboBoxjobstatus.Enabled = True  
TextBoxjobdetails.Enabled = True  
Textboxremarks.Enabled = True  
  
ElseIf ComboBoxstudentstatus.Text = "Present Student" Then  
    ComboBoxbackpaperstatus.Enabled = True  
  
    ComboBoxjobstatus.Enabled = False  
    TextBoxjobdetails.Enabled = False  
    Textboxremarks.Enabled = False  
  
End If  
End Sub  
  
Private Sub Btnregister1_Click(sender As Object, e As EventArgs) Handles Btnregister1.Click  
  
    'This is for SGPA result, we have to insert atleast 0 in the boxes.  
    If TextBoxSGPA1st.Text = "" Then  
        TextBoxSGPA1st.Text = "0"  
    End If  
    If TextBoxSGPA2nd.Text = "" Then  
        TextBoxSGPA2nd.Text = "0"  
    End If  
    If TextBoxSGPA3rd.Text = "" Then  
        TextBoxSGPA3rd.Text = "0"  
    End If  
    If TextBoxSGPA4th.Text = "" Then  
        TextBoxSGPA4th.Text = "0"  
    End If  
    If TextBoxSGPA5th.Text = "" Then  
        TextBoxSGPA5th.Text = "0"  
    End If  
    If TextBoxSGPA6th.Text = "" Then  
        TextBoxSGPA6th.Text = "0"  
    End If  
  
    '>>>>>>>>>>>>>>>>>>>>>>>>>>>>>>>>>>>>>>>>>>>>>>>>>>>>>>>>>>>>  
  
    If TextBoxstudentID.Text = "" Then  
        MsgBox("Fill the ID Number")  
    Else  
        con.Close()  
        cmd = New OleDbCommand("SELECT ID_Number From register WHERE ID_Number =" & TextBoxstudentID.Text & " ", con)  
        con.Open()  
        DR = cmd.ExecuteReader
```

# STUDENT INFORMATION MANAGEMENT SYSTEM

```

If DR.HasRows Then
    MsgBox("Already Register")
Else
    Try
        Dim con As New OleDbConnection("Provider= Microsoft.ACE.OLEDB.12.0; Data Source=
|DataDirectory|/Databasesims.accdb")
        sql = "Insert into
details(ID_Number,Name_of_the_Student,Fathers_Name,Mothers_Name,Date_of_Birth,Address,Mobile_No,e
Mail_ID,Aadhar_No,Blood_Group,Batch_No,Year_of_Batch,University_RollNo,University_Regno,Current_Status
,Class10_Division,Class12_Division,Class12_Stream,BCA_Division,BCA_CGPA,Rank_in_University,Job_Status,Job
_Details,Remarks,Back_Paper_Status,First_Semester_Backpaper,Second_Semester_Backpaper,Third_Semester
_Backpaper,Fourth_Semester_Backpaper,Fifth_Semester_Backpaper,Sixth_Semester_Backpaper,
SGPA_First_Semester,SGPA_Second_Semester,SGPA_Third_Semester,SGPA_Fourth_Semester,SGPA_Fifth_Sem
ester,SGPA_Sixth_Semester,Top10_Status,imgs) values('" & TextBoxstudentID.Text & "','" & TextBoxName.Text
& "','" & TextBoxfathersname.Text & "','" & TextBoxmothersname.Text & "','" & DateTimePickerDOB.Text &
 "','" & TextBoxaddress.Text & "','" & TextBoxmobilenumber.Text & "','" & TextBoxemail.Text & "','" &
TextBoxaadharnumber.Text & "','" & ComboBoxbloodgroup.Text & "','" & TextBoxbatchno.Text & "','" &
MaskedTextBoxbatchyear.Text & "','" & TextBoxunirollno.Text & "','" & TextBoxuniregistrationnumber.Text &
 "','" & ComboBoxstudentstatus.Text & "','" & ComboBoxtendivision.Text & "','" &
ComboBoxtwelvedivision.Text & "','" & ComboBoxtwelvestream.Text & "','" & TextBoxbcadivision.Text & "','" &
TextBoxCGPA.Text & "','" & ComboBoxrankuniversity.Text & "','" & ComboBoxjobstatus.Text & "','" &
TextBoxjobdetails.Text & "','" & TextBoxremarks.Text & "','" & ComboBoxbackpaperstatus.Text & "','" &
TextBoxb1sem.Text & "','" & TextBoxb2sem.Text & "','" & TextBoxb3sem.Text & "','" & TextBoxb4sem.Text &
 "','" & TextBoxb5sem.Text & "','" & TextBoxb6sem.Text & "','" & TextBoxSGPA1st.Text & "','" &
TextBoxSGPA2nd.Text & "','" & TextBoxSGPA3rd.Text & "','" & TextBoxSGPA4th.Text & "','" &
TextBoxSGPA5th.Text & "','" & TextBoxSGPA6th.Text & "','" & TextBoxTop10Status.Text & "','" &
TextBoxlocation.Text & "','"")"
        Dim com As New OleDbCommand(sql, con)
        MsgBox("Registration succeeded", MsgBoxStyle.Information)
        con.Open()
        com.ExecuteNonQuery()
        con.Close()

        'Showing the update of datagridviewupdate
        con = New OleDbConnection("Provider = Microsoft.ACE.OLEDB.12.0; Data Source =
|DataDirectory|/Databasesims.accdb")
        con.Open()
        DA = New OleDbDataAdapter("Select
ID_Number,Name_of_the_Student,Fathers_Name,Mothers_Name,Date_of_Birth,Address,Mobile_No,eMail_ID,
Aadhar_No,Blood_Group,Batch_No,Year_of_Batch,University_RollNo,University_Regno,Current_Status,Class10
_Division,Class12_Division,Class12_Stream,BCA_Division,BCA_CGPA,Rank_in_University,Job_Status,Job_Details,
Remarks,Back_Paper_Status,First_Semester_Backpaper,Second_Semester_Backpaper,Third_Semester_Backpap
er,Fourth_Semester_Backpaper,Fifth_Semester_Backpaper,Sixth_Semester_Backpaper,SGPA_First_Semester,S
GPA_Second_Semester,SGPA_Third_Semester,SGPA_Fourth_Semester,SGPA_Fifth_Semester,SGPA_Sixth_Sem
ester,Top10_Status,imgs from details", con)
        DS = New DataSet()
        DA.Fill(DS, "Dir")
    
```

# STUDENT INFORMATION MANAGEMENT SYSTEM

```
DataGridViewupdate.DataSource = DS.Tables(0).DefaultView
DataGridViewupdate.Refresh()
Lblcurrent.Text = "Currently there are " & DS.Tables("Dir").Rows.Count & " record found "
```

# STUDENT INFORMATION MANAGEMENT SYSTEM

```

        MsgBox(ex.Message)
    End Try
End If
End If
End Sub

Private Sub Btnnextnew_Click(sender As Object, e As EventArgs) Handles Btnnextnew.Click
    TabControl1.SelectTab(2)
    CheckBox4.Checked = True

    'This is for SGPA result, we have to insert atleast 0 in the boxes.
    If TextBoxSGPA1st.Text = "" Then
        TextBoxSGPA1st.Text = "0"
    End If
    If TextBoxSGPA2nd.Text = "" Then
        TextBoxSGPA2nd.Text = "0"
    End If
    If TextBoxSGPA3rd.Text = "" Then
        TextBoxSGPA3rd.Text = "0"
    End If
    If TextBoxSGPA4th.Text = "" Then
        TextBoxSGPA4th.Text = "0"
    End If
    If TextBoxSGPA5th.Text = "" Then
        TextBoxSGPA5th.Text = "0"
    End If
    If TextBoxSGPA6th.Text = "" Then
        TextBoxSGPA6th.Text = "0"
    End If
    '>>>>>>>>>>>>>>>>>>>>>>>>>>>>>>>>>>>>>>>>>>>
End Sub

Private Sub Button11_Click_3(sender As Object, e As EventArgs) Handles Button11.Click
    TabControl1.SelectTab(1)
    CheckBox3.Checked = False
End Sub

Private Sub Button13_Click(sender As Object, e As EventArgs) Handles Button13.Click
    Dim intResults As DialogResult

    If TextBoxName.Text = "" Then
        MsgBox("Please select any record you want to delete")
    ElseIf DS.Tables(0).Rows.Count = 0 Then
        MsgBox("No record to delete") : Exit Sub
    Else

```



# STUDENT INFORMATION MANAGEMENT SYSTEM

Try

[illegible]

# STUDENT INFORMATION MANAGEMENT SYSTEM

[illegible]

End Sub

```
Private Sub Btnupdate_Click_1(sender As Object, e As EventArgs) Handles Btnupdate.Click
    con.Close()
    cmd = New OleDbCommand("SELECT ID_Number From register WHERE ID_Number = '" &
    TextBoxstudentID.Text & "' ", con)
    con.Open()
    DR = cmd.ExecuteReader
    If DR.HasRows Then
        If TextBoxstudentID.Text = "" Then
```

# STUDENT INFORMATION MANAGEMENT SYSTEM

```
MsgBox("Please select a record")
Else
    If con.State = ConnectionState.Open Then
        con.Close()
    End If

    Dim com1 As New OleDbCommand("UPDATE details SET ID_Number ='" & TextBoxstudentID.Text &
    "',Name_of_the_Student ='" & TextBoxName.Text & "', Fathers_Name ='" & TextBoxfathersname.Text & "',
    Mothers_Name ='" & TextBoxmothersname.Text & "', Date_of_Birth = '" & DateTimePickerDOB.Text & "',
    Address = '" & TextBoxaddress.Text & "', Mobile_No ='" & TextBoxmobilenumber.Text & "', eMail_ID='" &
    TextBoxemail.Text & "',Aadhar_No ='" & TextBoxaadharnumber.Text & "',Blood_Group = '" &
    ComboBoxbloodgroup.Text & "', Batch_No = '" & TextBoxbatchno.Text & "',Year_of_Batch='" &
    MaskedTextBoxbatchyear.Text & "',University_RollNo= '" & TextBoxunirollno.Text & "',University_Regno ='" &
    TextBoxuniregistrationnumber.Text & "',Current_Status ='" & ComboBoxstudentstatus.Text & "',
    Class10_Division ='" & ComboBoxtendivision.Text & "', Class12_Division ='" & ComboBoxtwelvedivision.Text &
    "', Class12_Stream = '" & ComboBoxtwelvestream.Text & "', BCA_Division = '" & TextBoxbcadivision.Text & "',
    BCA_CGPA ='" & TextBoxCGPA.Text & "', Rank_in_University ='" & ComboBoxrankuniversity.Text & "',
    Job_Status ='" & ComboBoxjobstatus.Text & "', Job_Details ='" & TextBoxjobdetails.Text & "', Remarks = '" &
    TextBoxremarks.Text & "',SGPA_First_Semester='" & TextBoxSGPA1st.Text & "',SGPA_Second_Semester= '" &
    TextBoxSGPA2nd.Text & "',SGPA_Third_Semester= '" & TextBoxSGPA3rd.Text & "', SGPA_Fourth_Semester= '" &
    TextBoxSGPA4th.Text & "', SGPA_Fifth_Semester='" & TextBoxSGPA5th.Text & "',SGPA_Sixth_Semester= '" &
    TextBoxSGPA6th.Text & "',Back_Paper_Status='" & ComboBoxbackpaperstatus.Text & "'
    ,First_Semester_Backpaper='" & TextBoxb1sem.Text & "',Second_Semester_Backpaper= '" &
    TextBoxb2sem.Text & "', Third_Semester_Backpaper = '" & TextBoxb3sem.Text & "',
    Fourth_Semester_Backpaper ='" & TextBoxb4sem.Text & "', Fifth_Semester_Backpaper='" &
    TextBoxb5sem.Text & "', Sixth_Semester_Backpaper= '" & TextBoxb6sem.Text & "', Top10_Status = '" &
    TextBoxTop10Status.Text & "', imgs= '" & TextBoxlocation.Text & "' WHERE ID_Number = '" &
    TextBoxstudentID.Text & "'", con)
    con.Open()
    com1.ExecuteNonQuery()
    con.Close()
    MsgBox("Update successfully")

    'Showing the update of datagridviewupdate
    con = New OleDbConnection("Provider = Microsoft.ACE.OLEDB.12.0; Data Source =
|DataDirectory|/Databasesims.accdb")
    con.Open()
    DA = New OleDbDataAdapter("Select
ID_Number,Name_of_the_Student,Fathers_Name,Mothers_Name,Date_of_Birth,Address,Mobile_No,eMail_ID,
Aadhar_No,Blood_Group,Batch_No,Year_of_Batch,University_RollNo,University_Regno,Current_Status,Class10
_Division,Class12_Division,Class12_Stream,BCA_Division,BCA_CGPA,Rank_in_University,Job_Status,Job_Details,
Remarks,Back_Paper_Status,First_Semester_Backpaper,Second_Semester_Backpaper,Third_Semester_Backpap
er,Fourth_Semester_Backpaper,Fifth_Semester_Backpaper,Sixth_Semester_Backpaper,SGPA_First_Semester,S
GPA_Second_Semester,SGPA_Third_Semester,SGPA_Fourth_Semester,SGPA_Fifth_Semester,SGPA_Sixth_Sem
ester,Top10_Status,imgs from details", con)
    DS = New DataSet()
    DA.Fill(DS, "Dir")
```

# STUDENT INFORMATION MANAGEMENT SYSTEM

```
DataGridViewupdate.DataSource = DS.Tables(0).DefaultView
DataGridViewupdate.Refresh()
Lblcurrent.Text = "Currently there are " & DS.Tables("Dir").Rows.Count & " record found "
TextBoxlocation.Text = ""
PictureBoxphoto.Image = Nothing
End If
Else
    MsgBox("Sorry..Data is not exist")
End If
End Sub

Private Sub Button14_Click(sender As Object, e As EventArgs) Handles Button14.Click
    con.Close()
    cmd = New OleDbCommand("SELECT ID_Number From register WHERE ID_Number = '" &
    TextBoxstudentID.Text & "' ", con)
    con.Open()
    DR = cmd.ExecuteReader
    If DR.HasRows Then
        If TextBoxstudentID.Text = "" Then
            MsgBox("Please select a record")
        Else
            If con.State = ConnectionState.Open Then
                con.Close()
            End If

            Dim com1 As New OleDbCommand("UPDATE details SET ID_Number ='" & TextBoxstudentID.Text &
            "',Name_of_the_Student ='" & TextBoxName.Text & "', Fathers_Name ='" & TextBoxfathersname.Text & "',
            Mothers_Name ='" & TextBoxmothersname.Text & "', Date_of_Birth = '" & DateTimePickerDOB.Text & "',
            Address = '" & TextBoxaddress.Text & "', Mobile_No ='" & TextBoxmobilenumber.Text & "', eMail_ID='" &
            TextBoxemail.Text & "',Aadhar_No ='" & TextBoxaadharnumber.Text & "',Blood_Group = '" &
            ComboBoxbloodgroup.Text & "', Batch_No = '" & TextBoxbatchno.Text & "',Year_of_Batch='" &
            MaskedTextBoxbatchyear.Text & "',University_RollNo= '" & TextBoxunirollno.Text & "',University_Regno ='" &
            TextBoxuniregistrationnumber.Text & "',Current_Status ='" & ComboBoxstudentstatus.Text & "',
            Class10_Division ='" & ComboBoxdivision.Text & "', Class12_Division ='" & ComboBoxdivelvedivision.Text &
            "', Class12_Stream = '" & ComboBoxdivelvestream.Text & "', BCA_Division = '" & TextBoxbcadivision.Text & "',
            BCA_CGPA ='" & TextBoxCGPA.Text & "', Rank_in_University ='" & ComboBoxrankuniversity.Text & "',
            Job_Status ='" & ComboBoxjobstatus.Text & "', Job_Details ='" & TextBoxjobdetails.Text & "', Remarks = '" &
            TextBoxremarks.Text & "',SGPA_First_Semester='" & TextBoxSGPA1st.Text & "',SGPA_Second_Semester= '" &
            TextBoxSGPA2nd.Text & "',SGPA_Third_Semester= '" & TextBoxSGPA3rd.Text & "', SGPA_Fourth_Semester= '" &
            TextBoxSGPA4th.Text & "', SGPA_Fifth_Semester='" & TextBoxSGPA5th.Text & "',SGPA_Sixth_Semester= '" &
            TextBoxSGPA6th.Text & "',Back_Paper_Status='" & ComboBoxbackpaperstatus.Text & "'
            ,First_Semester_Backpaper='" & TextBox1sem.Text & "',Second_Semester_Backpaper= '" &
            TextBox2sem.Text & "', Third_Semester_Backpaper = '" & TextBox3sem.Text & "',
            Fourth_Semester_Backpaper ='" & TextBox4sem.Text & "', Fifth_Semester_Backpaper='" &
            TextBox5sem.Text & "', Sixth_Semester_Backpaper= '" & TextBox6sem.Text & "', Top10_Status = '" &
            TextBoxTop10Status.Text & "' WHERE ID_Number = '" & TextBoxstudentID.Text & "'", con)
            con.Open()
```

# STUDENT INFORMATION MANAGEMENT SYSTEM

```
com1.ExecuteNonQuery()
con.Close()
MsgBox("Update successfully")

'Showing the update of datagridviewupdate
con = New OleDbConnection("Provider = Microsoft.ACE.OLEDB.12.0; Data Source =
|DataDirectory|/Databasesims.accdb")
con.Open()
DA = New OleDbDataAdapter("Select
ID_Number,Name_of_the_Student,Fathers_Name,Mothers_Name,Date_of_Birth,Address,Mobile_No,eMail_ID,
Aadhar_No,Blood_Group,Batch_No,Year_of_Batch,University_RollNo,University_Regno,Current_Status,Class10
_Division,Class12_Division,Class12_Stream,BCA_Division,BCA_CGPA,Rank_in_University,Job_Status,Job_Details,
Remarks,Back_Paper_Status,First_Semester_Backpaper,Second_Semester_Backpaper,Third_Semester_Backpap
er,Fourth_Semester_Backpaper,Fifth_Semester_Backpaper,Sixth_Semester_Backpaper,SGPA_First_Semester,S
GPA_Second_Semester,SGPA_Third_Semester,SGPA_Fourth_Semester,SGPA_Fifth_Semester,SGPA_Sixth_Sem
ester,Top10_Status from details", con)
DS = New DataSet()
DA.Fill(DS, "Dir")
DataGridViewupdate.DataSource = DS.Tables(0).DefaultView
DataGridViewupdate.Refresh()
Lblcurrent.Text = "Currently there are " & DS.Tables("Dir").Rows.Count & " record found "
End If
Else
MsgBox("Sorry..Data is not exist")
End If

End Sub

Private Sub TextBoxsearch_TextChanged(sender As Object, e As EventArgs) Handles
TextBoxsearch.TextChanged
Try

If ComboBoxsearch.Text = "" Then
MsgBox("Select filter before searching")

Else
DA = New OleDbDataAdapter(cmd)
cmd = New OleDbCommand("Select * from details where [" & ComboBoxsearch.Text & " ] Like '%" &
TextBoxsearch.Text & "%'", con)

DS = New DataSet("Dir")
DA.Fill(DS, "Dir")
DataGridViewupdate.DataMember = "Dir"
DataGridViewupdate.DataSource = DS
```

# STUDENT INFORMATION MANAGEMENT SYSTEM

```
Lblcurrent.Text = "Currently there are " & DS.Tables("Dir").Rows.Count & " record found "
```

```
End If
```

```
Catch ex As Exception  
End Try  
End Sub
```

```
Private Sub ComboBoxbackpaperstatus_SelectedIndexChanged(sender As Object, e As EventArgs) Handles  
ComboBoxbackpaperstatus.SelectedIndexChanged  
If ComboBoxbackpaperstatus.Text = "No" Then  
    TextBox1sem.Enabled = False  
    TextBox2sem.Enabled = False  
    TextBox3sem.Enabled = False  
    TextBox4sem.Enabled = False  
    TextBox5sem.Enabled = False  
    TextBox6sem.Enabled = False  
  
    TextBox1sem.Text = ""  
    TextBox2sem.Text = ""  
    TextBox3sem.Text = ""  
    TextBox4sem.Text = ""  
    TextBox5sem.Text = ""  
    TextBox6sem.Text = ""  
  
ElseIf ComboBoxbackpaperstatus.Text = "Yes" Then  
    TextBox1sem.Enabled = True  
    TextBox2sem.Enabled = True  
    TextBox3sem.Enabled = True  
    TextBox4sem.Enabled = True  
    TextBox5sem.Enabled = True  
    TextBox6sem.Enabled = True  
End If  
End Sub
```

```
Private Sub btnreferesh_Click(sender As Object, e As EventArgs) Handles btnrefresh.Click
```

```
'Showing the update of datagridviewupdate  
con = New OleDbConnection("Provider = Microsoft.ACE.OLEDB.12.0; Data Source =  
|DataDirectory|/Databasesims.accdb")  
con.Open()  
DA = New OleDbDataAdapter("Select * from details", con)  
DS = New DataSet()  
DA.Fill(DS, "Dir")
```

# STUDENT INFORMATION MANAGEMENT SYSTEM

```
DataGridViewupdate.DataSource = DS.Tables(0).DefaultView
DataGridViewupdate.Refresh()
Lblcurrent.Text = "Currently there are " & DS.Tables("Dir").Rows.Count & " record found "
TextBoxsearch.Text = ""
```

```
RadioButtonAlumni.Checked = False
RadioButtonCurrentstatus.Checked = False
RadioButtonBackpaperYES.Checked = False
RadioButtonBackpaperNO.Checked = False
```

```
RadioButtonjobstatusYES.Checked = False
RadioButtonJobStatusNO.Checked = False
End Sub
```

```
Private Sub RadioButtonAlumni_CheckedChanged(sender As Object, e As EventArgs) Handles
RadioButtonAlumni.CheckedChanged
    If RadioButtonAlumni.Checked = True Then
        con = New OleDbConnection("Provider = Microsoft.ACE.OLEDB.12.0; Data Source =
|DataDirectory|/Databasesims.accdb")
        con.Open()
        DA = New OleDbDataAdapter("Select * from details WHERE Current_Status = 'Alumnus' ", con)
        DS = New DataSet()
        DA.Fill(DS, "Dir")
        DataGridViewupdate.DataSource = DS.Tables(0).DefaultView
        DataGridViewupdate.Refresh()
        Lblcurrent.Text = "Currently there are " & DS.Tables("Dir").Rows.Count & " Alumni members "
    End If
End Sub
```

```
End Sub

Private Sub RadioButtonCurrentstatus_CheckedChanged(sender As Object, e As EventArgs) Handles
RadioButtonCurrentstatus.CheckedChanged
    If RadioButtonCurrentstatus.Checked = True Then
        con = New OleDbConnection("Provider = Microsoft.ACE.OLEDB.12.0; Data Source =
|DataDirectory|/Databasesims.accdb")
        con.Open()
        DA = New OleDbDataAdapter("Select * from details WHERE Current_Status = 'Present Student' ", con)
        DS = New DataSet()
        DA.Fill(DS, "Dir")
        DataGridViewupdate.DataSource = DS.Tables(0).DefaultView
        DataGridViewupdate.Refresh()
        Lblcurrent.Text = "Currently there are " & DS.Tables("Dir").Rows.Count & " Present Student "
    End If
End Sub
```

```
Private Sub RadioButtonBackpaperYES_CheckedChanged(sender As Object, e As EventArgs) Handles
RadioButtonBackpaperYES.CheckedChanged
```

# STUDENT INFORMATION MANAGEMENT SYSTEM

```
If RadioButtonBackpaperYES.Checked = True Then
    con = New OleDbConnection("Provider = Microsoft.ACE.OLEDB.12.0; Data Source =
|DataDirectory|/Databasesims.accdb")
    con.Open()
    DA = New OleDbDataAdapter("Select * from details WHERE Back_Paper_Status = 'Yes' ", con)
    DS = New DataSet()
    DA.Fill(DS, "Dir")
    DataGridViewupdate.DataSource = DS.Tables(0).DefaultView
    DataGridViewupdate.Refresh()
    Lblcurrent.Text = "Currently there are " & DS.Tables("Dir").Rows.Count & " student who have back paper.
"
End If
End Sub
```

```
Private Sub RadioButtonBackpaperNO_CheckedChanged(sender As Object, e As EventArgs) Handles
RadioButtonBackpaperNO.CheckedChanged
    If RadioButtonBackpaperNO.Checked = True Then
        con = New OleDbConnection("Provider = Microsoft.ACE.OLEDB.12.0; Data Source =
|DataDirectory|/Databasesims.accdb")
        con.Open()
        DA = New OleDbDataAdapter("Select * from details WHERE Back_Paper_Status = 'No' ", con)
        DS = New DataSet()
        DA.Fill(DS, "Dir")
        DataGridViewupdate.DataSource = DS.Tables(0).DefaultView
        DataGridViewupdate.Refresh()
        Lblcurrent.Text = "Currently there are " & DS.Tables("Dir").Rows.Count & " student who don't have back
paper. "
    End If
End Sub
```

```
Private Sub RadioButtonjobstatusYES_CheckedChanged(sender As Object, e As EventArgs) Handles
RadioButtonjobstatusYES.CheckedChanged
    If RadioButtonjobstatusYES.Checked = True Then
        con = New OleDbConnection("Provider = Microsoft.ACE.OLEDB.12.0; Data Source =
|DataDirectory|/Databasesims.accdb")
        con.Open()
        DA = New OleDbDataAdapter("Select * from details WHERE Job_Status = 'Yes' ", con)
        DS = New DataSet()
        DA.Fill(DS, "Dir")
        DataGridViewupdate.DataSource = DS.Tables(0).DefaultView
        DataGridViewupdate.Refresh()
        Lblcurrent.Text = "Currently there are " & DS.Tables("Dir").Rows.Count & " student who get job. "
    End If
End Sub
```

```
Private Sub RadioButtonJobStatusNO_CheckedChanged(sender As Object, e As EventArgs) Handles
RadioButtonJobStatusNO.CheckedChanged
```



# STUDENT INFORMATION MANAGEMENT SYSTEM

```
If RadioButtonJobStatusNO.Checked = True Then
    con = New OleDbConnection("Provider = Microsoft.ACE.OLEDB.12.0; Data Source =
|DataDirectory|/Databasesims.accdb")
    con.Open()
    DA = New OleDbDataAdapter("Select * from details WHERE Job_Status = 'No' ", con)
    DS = New DataSet()
    DA.Fill(DS, "Dir")
    DataGridViewupdate.DataSource = DS.Tables(0).DefaultView
    DataGridViewupdate.Refresh()
    Lblcurrent.Text = "Currently there are " & DS.Tables("Dir").Rows.Count & " student who don't have job. "
End If
End Sub
```

```
Private Sub ComboBoxrankuniversity_SelectedIndexChanged(sender As Object, e As EventArgs) Handles
ComboBoxrankuniversity.SelectedIndexChanged
    If ComboBoxrankuniversity.Text = "" Then
        TextBoxTop10Status.Text = "No"
    Else
        TextBoxTop10Status.Text = "Yes"
    End If
End Sub
```

```
Private Sub Btnremovephoto_Click(sender As Object, e As EventArgs) Handles Btnremovephoto.Click
    PictureBoxphoto.Image = Nothing
End Sub
```

```
Private Sub PictureBoxphoto_Click(sender As Object, e As EventArgs) Handles PictureBoxphoto.Click
    Dim OpenFileDialog1 As New OpenFileDialog
    OpenFileDialog1.Filter = "Image only. |*.jpg;*.jpeg;*.png"
    If OpenFileDialog1.ShowDialog = Windows.Forms.DialogResult.OK Then
        PictureBoxphoto.Image = Image.FromFile(OpenFileDialog1.FileName)
    End If
End Sub
```

```
Private Sub btnbrowsephoto_Click(sender As Object, e As EventArgs) Handles btnbrowsephoto.Click
    Dim OpenFileDialog1 As New OpenFileDialog
    OpenFileDialog1.Filter = "Image only. |*.jpg;*.jpeg;*.png"
    If OpenFileDialog1.ShowDialog = Windows.Forms.DialogResult.OK Then
        PictureBoxphoto.Image = Image.FromFile(OpenFileDialog1.FileName)
    End If
End Sub
End Class
```

# STUDENT INFORMATION MANAGEMENT SYSTEM

## 4.6 CODING FOR STUDENTVIEW

```
Imports System.IO
Imports System.Data
Imports System.Data.OleDb
'xxxxxxxxxxxxxxxxxxxxxxxxxxxxxxxxxxxx This is for printing part

Imports System
Imports System.Text
Imports System.Windows.Forms
Imports System.Drawing
Public Class Studentview
    Dim con As New OleDbConnection("Provider = Microsoft.ACE.OLEDB.12.0; Data Source =
|DataDirectory|\Databasesims.accdb")
    Dim cmd As OleDbCommand
    Dim cmd1 As OleDbCommand
    Dim sql As String
    Dim DA As OleDbDataAdapter
    Dim DS As DataSet
    Dim DT As DataTable
    Dim DR As OleDbDataReader
    Dim tables As DataTableCollection

    'xxxxxxxxxxxxxxxxxxxxThis is for printing xxxxxxxxxxxxxxxxxxxxxxxxxxxxxxxx

    Private strFormat As StringFormat
    Private arrColumnsLefts As ArrayList
    Private arrColumnsWidths As ArrayList
    Private iCellHeight As Integer = 0
    Private iTotalWidth As Integer = 0
    Private iRow As Integer = 0
    Private bFirstPage As Boolean = False
    Private bNewPage As Boolean = False
    Private iHeaderHeight As Integer = 0
    Public Property dtgAnnualSales As Object

    Private Sub Label3_Click(sender As Object, e As EventArgs) Handles Label3.Click
        page1.Show()
        Me.Hide()
        TabControl1.SelectTab(0)
        TextBoxBarchart1.Clear()

        'xxxxxxxxxxxxxxxxxxxx To Refresh the data xxxxxxxxxxxxxxxxxxxxxxxxxxxxxxxx
        con = New OleDbConnection("Provider = Microsoft.ACE.OLEDB.12.0; Data Source =
|DataDirectory|\Databasesims.accdb")
        con.Open()
        DA = New OleDbDataAdapter("Select * from details", con)
        DS = New DataSet()
        DA.Fill(DS, "Dir")
        DataGridViewdetails.DataSource = DS.Tables(0).DefaultView
        DataGridViewdetails.Refresh()
        lblcurrentdetails.Text = "Currently there are " & DS.Tables("Dir").Rows.Count &
" record found "
        TextBoxsearch1.Text = ""
```

# STUDENT INFORMATION MANAGEMENT SYSTEM

```
RadioButtonAlumni.Checked = False
RadioButtonCurrentstatus.Checked = False

RadioButtonBackpaperYES.Checked = False
RadioButtonBackpaperNO.Checked = False

RadioButtonjobstatusYES.Checked = False
RadioButtonJobStatusNO.Checked = False

RadioButtontop10Appear.Checked = False
RadioButtonTop10Disappear.Checked = False
End Sub

Private Sub Studentview_Load(sender As Object, e As EventArgs) Handles MyBase.Load
Try

    'Showing the update of datagridviewupdate
    con = New OleDbConnection("Provider = Microsoft.ACE.OLEDB.12.0; Data Source
= |DataDirectory|/Databasesims.accdb")
    con.Open()

    DA = New OleDbDataAdapter("Select
ID_Number,Name_of_the_Student,Fathers_Name,Mothers_Name,Date_of_Birth,Address,Mobile_No
,eMail_ID,Aadhar_No,Blood_Group,Batch_No,Year_of_Batch,University_RollNo,University_Reg
no,Current_Status,Class10_Division,Class12_Division,Class12_Stream,BCA_Division,BCA_CGP
A,Rank_in_University,Job_Status,Job_Details,Remarks,Back_Paper_Status,First_Semester_Ba
ckpaper,Second_Semester_Backpaper,Third_Semester_Backpaper,Fourth_Semester_Backpaper,Fi
fth_Semester_Backpaper,Sixth_Semester_Backpaper,SGPA_First_Semester,SGPA_Second_Semeste
r,SGPA_Third_Semester,SGPA_Fourth_Semester,SGPA_Fifth_Semester,SGPA_Sixth_Semester,Top1
0_Status,imgs from details", con)

    DS = New DataSet()
    DA.Fill(DS, "Dir")
    DataGridViewdetails.DataSource = DS.Tables(0).DefaultView
    DataGridViewdetails.Refresh()
    lblcurrentdetails.Text = "Currently there are " &
DS.Tables("Dir").Rows.Count & " record found "

    'xxxxxxxxxxxxxxxxxxxxxxxxxxxxxxxxxxxxxxxxxxxxxxxxxxxxxxxxxxxxxxxxxxxxxxxxxxxx

    DA = New OleDbDataAdapter("select * from batchD", con)
    DS = New DataSet()
    DA.Fill(DS, "details")
    DataGridView1.DataSource = DS.Tables(0).DefaultView

    'This is for Batch printing data
    ComboBoxprint2.Text = "Year_of_Batch"
    con = New OleDbConnection("Provider = Microsoft.ACE.OLEDB.12.0; Data Source
= |DataDirectory|/Databasesims.accdb")
    con.Open()
    DA = New OleDbDataAdapter("Select * from batchD", con)
    DS = New DataSet()
    DA.Fill(DS, "Dir")
    DataGridView1.DataSource = DS.Tables(0).DefaultView
    DataGridView1.Refresh()
```

# STUDENT INFORMATION MANAGEMENT SYSTEM

```
Labelprint2.Text = "Currently there are " & DS.Tables("Dir").Rows.Count & "
record found "
TextBoxprint2search.Text = ""

Catch ex As Exception
    MsgBox(ex.Message)
End Try

End Sub

Private Sub DataGridViewdetails_Click(sender As Object, e As EventArgs) Handles
DataGridViewdetails.Click

    Try
        DA = New OleDbDataAdapter("Select * from details", con)
        DS = New DataSet("Dir")
        DA.Fill(DS, "Dir")
        Dim row As DataGridViewRow = Me.DataGridViewdetails.CurrentRow

        PictureBoxpassport.Image = Nothing
        PictureBoxpassport.ImageLocation = row.Cells("imgs").Value.ToString

        lblIDnumber.Text = row.Cells("ID_Number").Value.ToString
        lblIDno2.Text = row.Cells("ID_Number").Value.ToString
        lblname1.Text = row.Cells("Name_of_the_Student").Value.ToString
        lblName2.Text = row.Cells("Name_of_the_Student").Value.ToString
        lblName3.Text = row.Cells("Name_of_the_Student").Value.ToString
        lblName4.Text = row.Cells("Name_of_the_Student").Value.ToString
        lblname5.Text = row.Cells("Name_of_the_Student").Value.ToString
        lblName6.Text = row.Cells("Name_of_the_Student").Value.ToString
        lblFathersName.Text = row.Cells("Fathers_Name").Value.ToString
        lblMothersName.Text = row.Cells("Mothers_Name").Value.ToString
        lblDateofbirth.Text = row.Cells("Date_of_Birth").Value.ToString
        lblAddress.Text = row.Cells("Address").Value.ToString
        lblMobileno.Text = row.Cells("Mobile_No").Value.ToString
        lblEmail.Text = row.Cells("eMail_ID").Value.ToString
        lblAadharNo.Text = row.Cells("Aadhar_No").Value.ToString
        lblBloodgroup.Text = row.Cells("Blood_Group").Value.ToString
        LblBatchNo.Text = row.Cells("Batch_No").Value.ToString
        lblBatchNumber2.Text = row.Cells("Batch_No").Value.ToString
        lblYearOfBatch2.Text = row.Cells("Year_of_Batch").Value.ToString
        lblYearofBatch2.Text = row.Cells("Year_of_Batch").Value.ToString
        lblUniversityRollno.Text = row.Cells("University_RollNo").Value.ToString
        lblUniversityRollno2.Text = row.Cells("University_RollNo").Value.ToString
        lblUniversityRegno.Text = row.Cells("University_Regno").Value.ToString
        lblUniversityRegno2.Text = row.Cells("University_Regno").Value.ToString
        lblCurrentStatus.Text = row.Cells("Current_Status").Value.ToString
        lblClass10Division.Text = row.Cells("Class10_Division").Value.ToString
        lblClass12Division.Text = row.Cells("Class12_Division").Value.ToString
        lblClass12stream.Text = row.Cells("Class12_Stream").Value.ToString
        lblBCADivision.Text = row.Cells("BCA_Division").Value.ToString
        lblCGPA.Text = row.Cells("BCA_CGPA").Value.ToString
        lblUniversityRank.Text = row.Cells("Rank_in_University").Value.ToString
        lblJobStatus.Text = row.Cells("Job_Status").Value.ToString
        lblJobDetails.Text = row.Cells("Job_Details").Value.ToString
        lblRemarks.Text = row.Cells("Remarks").Value.ToString
```

# STUDENT INFORMATION MANAGEMENT SYSTEM

```
lblSGPA1st.Text = row.Cells("SGPA_First_Semester").Value.ToString
lblSGPA2nd.Text = row.Cells("SGPA_Second_Semester").Value.ToString
lblSGPA3rd.Text = row.Cells("SGPA_Third_Semester").Value.ToString
lblSGPA4th.Text = row.Cells("SGPA_Fourth_Semester").Value.ToString
lblSGPA5th.Text = row.Cells("SGPA_Fifth_Semester").Value.ToString
lblSGPA6th.Text = row.Cells("SGPA_Sixth_Semester").Value.ToString
lblbackpaperStatus.Text = row.Cells("Back_Paper_Status").Value.ToString
lbl1stSem.Text = row.Cells("First_Semester_Backpaper").Value.ToString
lbl2ndSem.Text = row.Cells("Second_Semester_Backpaper").Value.ToString
lbl3rdSem.Text = row.Cells("Third_Semester_Backpaper").Value.ToString
lbl4thSem.Text = row.Cells("Fourth_Semester_Backpaper").Value.ToString
lbl5thSem.Text = row.Cells("Fifth_Semester_Backpaper").Value.ToString
lbl6thSem.Text = row.Cells("Sixth_Semester_Backpaper").Value.ToString

'This is for the old method of percentage result
If lblSGPA1st.Text > 10 And lblSGPA2nd.Text > 10 And lblSGPA3rd.Text > 10
And lblSGPA4th.Text > 10 And lblSGPA5th.Text > 10 And lblSGPA6th.Text > 10 Then

    lblSGPA1st.Text = ""
    TextBoxBarchart1.Text = row.Cells("SGPA_First_Semester").Value.ToString
    If TextBoxBarchart1.Text >= 75 Then
        lblDivision1.Text = "Distinction"
    ElseIf TextBoxBarchart1.Text < 75 And TextBoxBarchart1.Text >= 60 Then
        lblDivision1.Text = "First"
    ElseIf TextBoxBarchart1.Text < 60 And TextBoxBarchart1.Text >= 50 Then
        lblDivision1.Text = "Second"
    ElseIf TextBoxBarchart1.Text < 50 And TextBoxBarchart1.Text >= 30 Then
        lblDivision1.Text = "Third"
    ElseIf TextBoxBarchart1.Text < 20 Then
        lblDivision1.Text = "-"
    End If
    lblSGPA2nd.Text = ""
    TextBoxBarchart2.Text =
row.Cells("SGPA_Second_Semester").Value.ToString
    If TextBoxBarchart2.Text >= 75 Then
        lblDivision2.Text = "Distinction"
    ElseIf TextBoxBarchart2.Text < 75 And TextBoxBarchart2.Text >= 60 Then
        lblDivision2.Text = "First"
    ElseIf TextBoxBarchart2.Text < 60 And TextBoxBarchart2.Text >= 50 Then
        lblDivision2.Text = "Second"
    ElseIf TextBoxBarchart2.Text < 50 And TextBoxBarchart2.Text >= 30 Then
        lblDivision2.Text = "Third"
    ElseIf TextBoxBarchart2.Text < 20 Then
        lblDivision2.Text = "-"
    End If

    lblSGPA3rd.Text = ""
    TextBoxBarchart3.Text = row.Cells("SGPA_Third_Semester").Value.ToString
    If TextBoxBarchart3.Text >= 75 Then
        lblDivision3.Text = "Distinction"
```

# STUDENT INFORMATION MANAGEMENT SYSTEM

```
ElseIf TextBoxBarchart3.Text < 75 And TextBoxBarchart3.Text >= 60 Then
    lblDivision3.Text = "First"
ElseIf TextBoxBarchart3.Text < 60 And TextBoxBarchart3.Text >= 50 Then
    lblDivision3.Text = "Second"
ElseIf TextBoxBarchart3.Text < 50 And TextBoxBarchart3.Text >= 30 Then
    lblDivision3.Text = "Third"
ElseIf TextBoxBarchart3.Text < 20 Then
    lblDivision3.Text = "-"
End If

lblSGPA4th.Text = ""
    TextBoxBarchart4.Text =
row.Cells("SGPA_Fourth_Semester").Value.ToString

If TextBoxBarchart4.Text >= 75 Then
    lblDivision4.Text = "Distinction"
ElseIf TextBoxBarchart4.Text < 75 And TextBoxBarchart4.Text >= 60 Then
    lblDivision4.Text = "First"
ElseIf TextBoxBarchart4.Text < 60 And TextBoxBarchart4.Text >= 50 Then
    lblDivision4.Text = "Second"
ElseIf TextBoxBarchart4.Text < 50 And TextBoxBarchart4.Text >= 30 Then
    lblDivision4.Text = "Third"
ElseIf TextBoxBarchart4.Text < 20 Then
    lblDivision4.Text = "-"
End If

    lblSGPA5th.Text = ""
    TextBoxBarchart5.Text = row.Cells("SGPA_Fifth_Semester").Value.ToString
    If TextBoxBarchart5.Text >= 75 Then
        lblDivision5.Text = "Distinction"
    ElseIf TextBoxBarchart5.Text < 75 And TextBoxBarchart5.Text >= 60 Then
        lblDivision5.Text = "First"
    ElseIf TextBoxBarchart5.Text < 60 And TextBoxBarchart5.Text >= 50 Then
        lblDivision5.Text = "Second"
    ElseIf TextBoxBarchart5.Text < 50 And TextBoxBarchart5.Text >= 30 Then
        lblDivision5.Text = "Third"
    ElseIf TextBoxBarchart5.Text < 20 Then
        lblDivision5.Text = "-"
    End If

    lblSGPA6th.Text = ""
    TextBoxBarchart6.Text = row.Cells("SGPA_Sixth_Semester").Value.ToString
    If TextBoxBarchart6.Text >= 75 Then
        lblDivision6.Text = "Distinction"
    ElseIf TextBoxBarchart6.Text < 75 And TextBoxBarchart6.Text >= 60 Then
        lblDivision6.Text = "First"
    ElseIf TextBoxBarchart6.Text < 60 And TextBoxBarchart6.Text >= 50 Then
        lblDivision6.Text = "Second"
    ElseIf TextBoxBarchart6.Text < 50 And TextBoxBarchart6.Text >= 30 Then
        lblDivision6.Text = "Third"
    ElseIf TextBoxBarchart6.Text < 20 Then
        lblDivision6.Text = "-"
    End If
```

# STUDENT INFORMATION MANAGEMENT SYSTEM

[illegible]

# STUDENT INFORMATION MANAGEMENT SYSTEM

```
        lblDivision1.Text = "First"
        ElseIf TextBoxBarchart1.Text < 65 And TextBoxBarchart1.Text >=
55 Then
            lblDivision1.Text = "Second"
        ElseIf TextBoxBarchart1.Text < 55 And TextBoxBarchart1.Text >=
30 Then
            lblDivision1.Text = "Third"
        ElseIf TextBoxBarchart1.Text < 20 Then
            lblDivision1.Text = "-"
        End If

    End If
Catch ex As Exception
    MsgBox("Sorry..CGPA should be number type")
End Try

'SGPA Converter 2nd Semester

Dim a1 As String
Dim b1 As String
Dim c1 As String
Dim d1 As String

Try

    If lblSGPA2nd.Text = "" Then
        TextBoxBarchart2.Text = ""
        lblDivision2.Text = ""
    Else

        If lblSGPA2nd.Text < 9 Then
            a1 = lblSGPA2nd.Text * 10
            b1 = a1 - 5
            TextBoxBarchart2.Text = b1

        ElseIf lblSGPA2nd.Text >= 9 Then
            c1 = lblSGPA2nd.Text * 15
            d1 = c1 - 50
            TextBoxBarchart2.Text = d1
        End If
        If TextBoxBarchart2.Text >= 75 Then
            lblDivision2.Text = "Distinction"
        ElseIf TextBoxBarchart2.Text < 75 And TextBoxBarchart2.Text >=
65 Then
            lblDivision2.Text = "First"
        ElseIf TextBoxBarchart2.Text < 65 And TextBoxBarchart2.Text >=
55 Then
            lblDivision2.Text = "Second"
        ElseIf TextBoxBarchart2.Text < 55 And TextBoxBarchart2.Text >=
30 Then
            lblDivision2.Text = "Third"
        ElseIf TextBoxBarchart2.Text < 20 Then
            lblDivision2.Text = "-"
        End If
```



# STUDENT INFORMATION MANAGEMENT SYSTEM

```
End If
Catch ex As Exception
    MsgBox("Sorry..CGPA should be number type")
End Try

'SGPA Converter 3rd Semester

Dim a2 As String
Dim b2 As String
Dim c2 As String
Dim d2 As String

Try

    If lblSGPA3rd.Text = "" Then
        TextBoxBarchart3.Text = ""
        lblDivision3.Text = ""
    Else

        If lblSGPA3rd.Text < 9 Then
            a2 = lblSGPA3rd.Text * 10
            b2 = a2 - 5
            TextBoxBarchart3.Text = b2

            ElseIf lblSGPA3rd.Text >= 9 Then
                c2 = lblSGPA3rd.Text * 15
                d2 = c2 - 50
                TextBoxBarchart3.Text = d2
            End If
            If TextBoxBarchart3.Text >= 75 Then
                lblDivision3.Text = "Distinction"
            ElseIf TextBoxBarchart3.Text < 75 And TextBoxBarchart3.Text >=
65 Then
                lblDivision3.Text = "First"
            ElseIf TextBoxBarchart3.Text < 65 And TextBoxBarchart3.Text >=
55 Then
                lblDivision3.Text = "Second"
            ElseIf TextBoxBarchart3.Text < 55 And TextBoxBarchart3.Text >=
30 Then
                lblDivision3.Text = "Third"
            ElseIf TextBoxBarchart3.Text < 20 Then
                lblDivision3.Text = "-"
            End If

        End If
    Catch ex As Exception
        MsgBox("Sorry..CGPA should be number type")
    End Try

'SGPA Converter 4th Semester

Dim a3 As String
Dim b3 As String
Dim c3 As String
Dim d3 As String
```

# STUDENT INFORMATION MANAGEMENT SYSTEM

```
Try

If lblSGPA4th.Text = "" Then
    TextBoxBarchart4.Text = ""
    lblDivision4.Text = ""
Else

    If lblSGPA4th.Text < 9 Then
        a3 = lblSGPA4th.Text * 10
        b3 = a3 - 5
        TextBoxBarchart4.Text = b3

    ElseIf lblSGPA4th.Text >= 9 Then
        c3 = lblSGPA4th.Text * 15
        d3 = c3 - 50
        TextBoxBarchart4.Text = d3
    End If
    If TextBoxBarchart4.Text >= 75 Then
        lblDivision4.Text = "Distinction"
    ElseIf TextBoxBarchart4.Text < 75 And TextBoxBarchart4.Text >=
65 Then
        lblDivision4.Text = "First"
    ElseIf TextBoxBarchart4.Text < 65 And TextBoxBarchart4.Text >=
55 Then
        lblDivision4.Text = "Second"
    ElseIf TextBoxBarchart4.Text < 55 And TextBoxBarchart4.Text >=
30 Then
        lblDivision4.Text = "Third"
    ElseIf TextBoxBarchart4.Text < 20 Then
        lblDivision4.Text = "-"
    End If

End If
Catch ex As Exception
    MsgBox("Sorry..CGPA should be number type")
End Try

'SGPA Converter 5th Semester

Dim a4 As String
Dim b4 As String
Dim c4 As String
Dim d4 As String

Try

    If lblSGPA5th.Text = "" Then
        TextBoxBarchart5.Text = ""
        lblDivision5.Text = ""
    Else

        If lblSGPA5th.Text < 9 Then
            a4 = lblSGPA5th.Text * 10
            b4 = a4 - 5
            TextBoxBarchart5.Text = b4
```

# STUDENT INFORMATION MANAGEMENT SYSTEM

```
ElseIf lblSGPA5th.Text >= 9 Then
    c4 = lblSGPA5th.Text * 15
    d4 = c4 - 50
    TextBoxBarchart5.Text = d4
End If
If TextBoxBarchart5.Text >= 75 Then
    lblDivision5.Text = "Distinction"
ElseIf TextBoxBarchart5.Text < 75 And TextBoxBarchart5.Text >=
65 Then
    lblDivision5.Text = "First"
ElseIf TextBoxBarchart5.Text < 65 And TextBoxBarchart5.Text >=
55 Then
    lblDivision5.Text = "Second"
ElseIf TextBoxBarchart5.Text < 55 And TextBoxBarchart5.Text >=
30 Then
    lblDivision5.Text = "Third"
ElseIf TextBoxBarchart5.Text < 20 Then
    lblDivision5.Text = "-"
End If

End If
Catch ex As Exception
    MsgBox("Sorry..CGPA should be number type")
End Try

'SGPA Converter 6th Semester

Dim a5 As String
Dim b5 As String
Dim c5 As String
Dim d5 As String

Try

    If lblSGPA6th.Text = "" Then
        TextBoxBarchart6.Text = ""
        lblDivision6.Text = ""
    Else

        If lblSGPA6th.Text < 9 Then
            a5 = lblSGPA6th.Text * 10
            b5 = a5 - 5
            TextBoxBarchart6.Text = b5

        ElseIf lblSGPA6th.Text >= 9 Then
            c5 = lblSGPA6th.Text * 15
            d5 = c5 - 50
            TextBoxBarchart6.Text = d5
        End If
        If TextBoxBarchart6.Text >= 75 Then
            lblDivision6.Text = "Distinction"
        ElseIf TextBoxBarchart6.Text < 75 And TextBoxBarchart6.Text >= 65 Then
            lblDivision6.Text = "First"
        ElseIf TextBoxBarchart6.Text < 65 And TextBoxBarchart6.Text >= 55 Then
            lblDivision6.Text = "Second"
```

# STUDENT INFORMATION MANAGEMENT SYSTEM

```
30 Then
    ElseIf TextBoxBarchart6.Text < 55 And TextBoxBarchart6.Text >=
        lblDivision6.Text = "Third"
    ElseIf TextBoxBarchart6.Text < 20 Then
        lblDivision6.Text = "-"
    End If

    End If
    Catch ex As Exception
        MsgBox("Sorry..CGPA should be number type")
    End Try
    'This will clear previous chart
    Chart1.Series("Percentage").Points.Clear()
    Chart1.Series("Percentage").Points.Clear()
    Chart1.Series("Percentage").Points.Clear()
    Chart1.Series("Percentage").Points.Clear()
    Chart1.Series("Percentage").Points.Clear()
    Chart1.Series("Percentage").Points.Clear()

    'Bar Chart for knowing Student Performances
    Me.Chart1.Series("Percentage").Points.AddXY("1st Semester",
    TextBoxBarchart1.Text)
    Me.Chart1.Series("Percentage").Points.AddXY("2nd Semester",
    TextBoxBarchart2.Text)
    Me.Chart1.Series("Percentage").Points.AddXY("3rd Semester",
    TextBoxBarchart3.Text)
    Me.Chart1.Series("Percentage").Points.AddXY("4th Semester",
    TextBoxBarchart4.Text)
    Me.Chart1.Series("Percentage").Points.AddXY("5th Semester",
    TextBoxBarchart5.Text)
    Me.Chart1.Series("Percentage").Points.AddXY("6th Semester",
    TextBoxBarchart6.Text)

    'This is for clear the x axis line.
    Chart1.ChartAreas(0).AxisX.MajorGrid.Enabled = False
    Chart1.ChartAreas(0).AxisX.MinorGrid.Enabled = False
    Chart1.ChartAreas(0).AxisX.MajorTickMark.Enabled = False
    Chart1.ChartAreas(0).AxisX.MinorTickMark.Enabled = False

    End If

    Catch ex As Exception
        MsgBox("No need to worry..Just click OK")
    End Try
End Sub

Private Sub TextBoxsearch_TextChanged(sender As Object, e As EventArgs) Handles
    TextBoxsearch1.TextChanged
    Try

        If ComboBoxfilter.Text = "" Then
            MsgBox("Select filter before Searching")
        Else
            DA = New OleDbDataAdapter(cmd)
```

# STUDENT INFORMATION MANAGEMENT SYSTEM

```
        cmd = New OleDbCommand("Select * from details where [" &
ComboBoxfilter.Text & " ] Like '%" & TextBoxsearch1.Text & "%'", con)

        DS = New DataSet("Dir")
        DA.Fill(DS, "Dir")
        DataGridViewdetails.DataMember = "Dir"
        DataGridViewdetails.DataSource = DS
        lblcurrentdetails.Text = "Currently there are " &
DS.Tables("Dir").Rows.Count & " record found "

        End If

    Catch ex As Exception
    End Try
End Sub

Private Sub btnrefresh_Click(sender As Object, e As EventArgs) Handles btnrefresh.Click
    con = New OleDbConnection("Provider = Microsoft.ACE.OLEDB.12.0; Data Source =
|DataDirectory|/Databasesims.accdb")
    con.Open()
    DA = New OleDbDataAdapter("Select * from details", con)
    DS = New DataSet()
    DA.Fill(DS, "Dir")
    DataGridViewdetails.DataSource = DS.Tables(0).DefaultView
    DataGridViewdetails.Refresh()
    lblcurrentdetails.Text = "Currently there are " & DS.Tables("Dir").Rows.Count &
" record found "
    TextBoxsearch1.Text = ""

    RadioButtonAlumni.Checked = False
    RadioButtonCurrentstatus.Checked = False

    RadioButtonBackpaperYES.Checked = False
    RadioButtonBackpaperNO.Checked = False

    RadioButtonjobstatusYES.Checked = False
    RadioButtonJobStatusNO.Checked = False

    RadioButtontop10Appear.Checked = False
    RadioButtonTop10Disappear.Checked = False
End Sub

Private Sub RadioButtonAlumni_CheckedChanged(sender As Object, e As EventArgs)
Handles RadioButtonAlumni.CheckedChanged
    If RadioButtonAlumni.Checked = True Then
        con = New OleDbConnection("Provider = Microsoft.ACE.OLEDB.12.0; Data Source
= |DataDirectory|/Databasesims.accdb")
        con.Open()
        DA = New OleDbDataAdapter("Select * from details WHERE Current_Status =
'Alumnus' ", con)
        DS = New DataSet()
        DA.Fill(DS, "Dir")
        DataGridViewdetails.DataSource = DS.Tables(0).DefaultView
        DataGridViewdetails.Refresh()
```

# STUDENT INFORMATION MANAGEMENT SYSTEM

```
lblcurrentdetails.Text = "Currently there are " & DS.Tables("Dir").Rows.Count & "
Alumni members "
    End If
End Sub

Private Sub RadioButtonCurrentstatus_CheckedChanged(sender As Object, e As
EventArgs) Handles RadioButtonCurrentstatus.CheckedChanged
    If RadioButtonCurrentstatus.Checked = True Then
        con = New OleDbConnection("Provider = Microsoft.ACE.OLEDB.12.0; Data Source
= |DataDirectory|/Databasesims.accdb")
        con.Open()
        DA = New OleDbDataAdapter("Select * from details WHERE Current_Status =
'Present Student' ", con)
        DS = New DataSet()
        DA.Fill(DS, "Dir")
        DataGridViewdetails.DataSource = DS.Tables(0).DefaultView
        DataGridViewdetails.Refresh()
        lblcurrentdetails.Text = "Currently there are " &
DS.Tables("Dir").Rows.Count & " Present Student "
    End If
End Sub

Private Sub RadioButtonBackpaperYES_CheckedChanged(sender As Object, e As
EventArgs) Handles RadioButtonBackpaperYES.CheckedChanged
    If RadioButtonBackpaperYES.Checked = True Then
        con = New OleDbConnection("Provider = Microsoft.ACE.OLEDB.12.0; Data Source
= |DataDirectory|/Databasesims.accdb")
        con.Open()
        DA = New OleDbDataAdapter("Select * from details WHERE Back_Paper_Status =
'Yes' ", con)
        DS = New DataSet()
        DA.Fill(DS, "Dir")
        DataGridViewdetails.DataSource = DS.Tables(0).DefaultView
        DataGridViewdetails.Refresh()
        lblcurrentdetails.Text = "Currently there are " &
DS.Tables("Dir").Rows.Count & " student who have back paper. "
    End If
End Sub

Private Sub RadioButtonBackpaperNO_CheckedChanged(sender As Object, e As EventArgs)
Handles RadioButtonBackpaperNO.CheckedChanged
    If RadioButtonBackpaperNO.Checked = True Then
        con = New OleDbConnection("Provider = Microsoft.ACE.OLEDB.12.0; Data Source
= |DataDirectory|/Databasesims.accdb")
        con.Open()
        DA = New OleDbDataAdapter("Select * from details WHERE Back_Paper_Status =
'No' ", con)
        DS = New DataSet()
        DA.Fill(DS, "Dir")
        DataGridViewdetails.DataSource = DS.Tables(0).DefaultView
        DataGridViewdetails.Refresh()
        lblcurrentdetails.Text = "Currently there are " &
DS.Tables("Dir").Rows.Count & " student who don't have back paper. "
    End If
End Sub
```

# STUDENT INFORMATION MANAGEMENT SYSTEM

```
Private Sub RadioButtonjobstatusYES_CheckedChanged(sender As Object, e As
EventArgs) Handles RadioButtonjobstatusYES.CheckedChanged
    If RadioButtonjobstatusYES.Checked = True Then
        con = New OleDbConnection("Provider = Microsoft.ACE.OLEDB.12.0; Data Source
= |DataDirectory|/Databasesims.accdb")
        con.Open()
        DA = New OleDbDataAdapter("Select * from details WHERE Job_Status = 'Yes'
", con)
        DS = New DataSet()
        DA.Fill(DS, "Dir")
        DataGridViewdetails.DataSource = DS.Tables(0).DefaultView
        DataGridViewdetails.Refresh()
        lblcurrentdetails.Text = "Currently there are " &
DS.Tables("Dir").Rows.Count & " student who get job. "

        End If
    End Sub

Private Sub RadioButtonJobStatusNO_CheckedChanged(sender As Object, e As EventArgs)
Handles RadioButtonJobStatusNO.CheckedChanged
    If RadioButtonJobStatusNO.Checked = True Then
        con = New OleDbConnection("Provider = Microsoft.ACE.OLEDB.12.0; Data Source
= |DataDirectory|/Databasesims.accdb")
        con.Open()
        DA = New OleDbDataAdapter("Select * from details WHERE Job_Status = 'No'
", con)
        DS = New DataSet()
        DA.Fill(DS, "Dir")
        DataGridViewdetails.DataSource = DS.Tables(0).DefaultView
        DataGridViewdetails.Refresh()
        lblcurrentdetails.Text = "Currently there are " &
DS.Tables("Dir").Rows.Count & " student who don't have job. "
        End If
    End Sub

Private Sub RadioButtontop10Appear_CheckedChanged(sender As Object, e As EventArgs)
Handles RadioButtontop10Appear.CheckedChanged
    If RadioButtontop10Appear.Checked = True Then
        con = New OleDbConnection("Provider = Microsoft.ACE.OLEDB.12.0; Data Source
= |DataDirectory|/Databasesims.accdb")
        con.Open()
        DA = New OleDbDataAdapter("Select * from details WHERE Top10_Status =
'Yes' ", con)
        DS = New DataSet()
        DA.Fill(DS, "Dir")
        DataGridViewdetails.DataSource = DS.Tables(0).DefaultView
        DataGridViewdetails.Refresh()
        lblcurrentdetails.Text = "Currently there are " &
DS.Tables("Dir").Rows.Count & " student who have appeared in Top 10. "

        End If
    End Sub
```

# STUDENT INFORMATION MANAGEMENT SYSTEM

```
Private Sub RadioButtonTop10Disappear_CheckedChanged(sender As Object, e As
EventArgs) Handles RadioButtonTop10Disappear.CheckedChanged
    If RadioButtonTop10Disappear.Checked = True Then
        con = New OleDbConnection("Provider = Microsoft.ACE.OLEDB.12.0; Data Source
= |DataDirectory|/Databasesims.accdb")
        con.Open()
        DA = New OleDbDataAdapter("Select * from details WHERE Top10_Status = 'No'
", con)
        DS = New DataSet()
        DA.Fill(DS, "Dir")
        DataGridViewdetails.DataSource = DS.Tables(0).DefaultView
        DataGridViewdetails.Refresh()
        lblcurrentdetails.Text = "Currently there are " &
DS.Tables("Dir").Rows.Count & " student who don't appeared in Top 10. "
    End If
End Sub

Private Sub Label4_Click(sender As Object, e As EventArgs) Handles Label4.Click
    Me.WindowState = FormWindowState.Minimized
End Sub

Private Sub btnmaximise_Click(sender As Object, e As EventArgs) Handles
btnmaximise.Click
    Me.WindowState = FormWindowState.Maximized
End Sub

Private Sub PrintDocument1_PrintPage(sender As Object, e As
Printing.PrintPageEventArgs) Handles PrintDocument1.PrintPage
    Dim bm As New Bitmap(Me.GroupBoxprint1.Width, Me.GroupBoxprint1.Height)
    GroupBoxprint1.DrawToBitmap(bm, New Rectangle(0, 0, Me.GroupBoxprint1.Width,
Me.GroupBoxprint1.Height))
    e.Graphics.DrawImage(bm, 0, 0)
End Sub

Private Sub Buttonprint1_Click(sender As Object, e As EventArgs) Handles
Buttonprint1.Click
    PrintDialog1.Document = PrintDocument1
    PrintDialog1.PrinterSettings = PrintDocument1.PrinterSettings
    PrintDialog1.AllowSomePages = True

    If PrintDialog1.ShowDialog = DialogResult.OK Then
        PrintDocument1.PrinterSettings = PrintDialog1.PrinterSettings
        PrintDocument1.Print()
    End If
End Sub

'xxxxxxxxxxxxxxxxxxxxxxxxxxxxxxxxxxxxxxxxxxxxxxxxxxxxxxxxxxxxxxxxxxxxxxxxxxxx
Private mRow As Integer = 0
Private newpage As Boolean = True
Private Sub PrintDocument2_PrintPage(sender As Object, e As
Printing.PrintPageEventArgs) Handles PrintDocument2.PrintPage
```



# STUDENT INFORMATION MANAGEMENT SYSTEM

```
With DataGridView1
    Dim fmt As StringFormat = New StringFormat(StringFormatFlags.LineLimit)

    fmt.LineAlignment = StringAlignment.Center
    fmt.Trimming = StringTrimming.EllipsisCharacter

    Dim y As Single = 70
    Do While mRow < .RowCount
        Dim row As DataGridViewRow = .Rows(mRow)
        Dim x As Single = 20
        Dim h As Single = 0
        For Each cell As DataGridViewCell In row.Cells

            Dim rc As RectangleF = New RectangleF(x, y, cell.Size.Width,
cell.Size.Height)

            e.Graphics.DrawRectangle(Pens.Black, rc.Left, rc.Top, rc.Width,
rc.Height)

            e.Graphics.DrawString(DataGridView1.Rows(cell.RowIndex).Cells(cell.ColumnIndex).Formatt
edValue.ToString(), .Font, Brushes.Black, rc, fmt)

            x += rc.Width
            h = Math.Max(h, rc.Height)

        Next
        newpage = False
        y += h
        mRow += 1
        If y + h > e.MarginBounds.Bottom Then
            e.HasMorePages = True
            mRow -= 1
            newpage = True
            Exit Sub
        End If
    Loop
    mRow = 0

End With
End Sub

Private bitmap As Bitmap
Private Sub iPrint()
    Dim height As Integer = DataGridView1.Height
    DataGridView1.Height = DataGridView1.RowCount *
DataGridView1.RowTemplate.Height
    bitmap = New Bitmap(Me.DataGridView1.Width, Me.DataGridView1.Height)
    DataGridView1.DrawToBitmap(bitmap, New Rectangle(0, 0, Me.DataGridView1.Width,
Me.DataGridView1.Height))
    PrintPreviewDialog1.Document = PrintDocument2
    PrintPreviewDialog1.PrintPreviewControl.Zoom = 1
    PrintPreviewDialog1.ShowDialog()
    DataGridView1.Height = height
End Sub
```

# STUDENT INFORMATION MANAGEMENT SYSTEM

```
End Sub
Private Sub TextBoxprint2search_TextChanged(sender As Object, e As EventArgs) Handles
TextBoxprint2search.TextChanged
    Try
        Dim con As New OleDbConnection("Provider = Microsoft.ACE.OLEDB.12.0; Data
Source = |DataDirectory|\Databasesims.accdb")

        DA = New OleDbDataAdapter(cmd)
        cmd = New OleDbCommand("Select * from batchD where [" & ComboBoxprint2.Text
& " ] Like '%" & TextBoxprint2search.Text & "'", con)

        DS = New DataSet("Dir")
        DA.Fill(DS, "Dir")
        DataGridView1.DataMember = "Dir"
        DataGridView1.DataSource = DS
        ' DataGridView1.DataSource = DS.Tables(0).DefaultView
        ' DataGridView1.Refresh()
        Labelprint2.Text = "Currently there are " & DS.Tables("Dir").Rows.Count & "
record found "

    Catch ex As Exception
        End Try
    End Sub

    Private Sub Buttonprint2_Click_1(sender As Object, e As EventArgs) Handles
Buttonprint2.Click
        Dim Print_Preview As New PrintPreviewDialog
        Print_Preview.Document = PrintDocument2
        Print_Preview.ShowDialog()
    End Sub

    Private Sub Buttonprint2refresh_Click(sender As Object, e As EventArgs) Handles
Buttonprint2refresh.Click
        con = New OleDbConnection("Provider = Microsoft.ACE.OLEDB.12.0; Data Source =
|DataDirectory|\Databasesims.accdb")
        con.Open()
        DA = New OleDbDataAdapter("Select * from batchD", con)
        DS = New DataSet()
        DA.Fill(DS, "Dir")
        DataGridView1.DataSource = DS.Tables(0).DefaultView
        DataGridView1.Refresh()
        Labelprint2.Text = "Currently there are " & DS.Tables("Dir").Rows.Count & "
record found "
        TextBoxprint2search.Text = ""
    End Sub

    Private Sub Button1_Click(sender As Object, e As EventArgs) Handles Button1.Click
        TabControl1.SelectTab(7)
    End Sub

    Private Sub Button2_Click(sender As Object, e As EventArgs) Handles Button2.Click
        TabControl1.SelectTab(0)
    End Sub
```

# STUDENT INFORMATION MANAGEMENT SYSTEM

```
Private Sub Label12_Click(sender As Object, e As EventArgs) Handles Label12.Click
    help.ShowDialog()
End Sub

Private Sub Label82_Click(sender As Object, e As EventArgs) Handles Label82.Click
    aboutsoftware.ShowDialog()
End Sub

Private Sub Label83_Click(sender As Object, e As EventArgs) Handles Label83.Click
    aboutus.ShowDialog()
End Sub
End Class
```

## **5. TESTING AND IMPLEMENTATION**

### **CONTENT**

---

**5.1 Testing of the software**

**5.2 Possible problems**

**5.3 User Guide**

## 5. TESTING AND IMPLEMENTATION

### 5.1 Testing of the software

This software has undergone many series of tests, and errors present in the software have been dealt with. But there may be some unforeseen errors which are however unlikely. But the software will not crash as it has multiple exception cases. With the amount of time we have, we believe to have done a good job and as far as looks are concerned we are confident that our software has reached our expected mark.

### 5.2 Possible Problems

There are several problems present within the software; logical errors like trying to insert the word instead of the number, but exception message will pop up instead of crashing the system. Other problems may include the error caused when trying to use ' (semicolons) in inserting the student data.

### 5.3 User Guide

The software package can be installed into the computer system if these requirements are met and if the system is running on Microsoft Windows 7 or higher operating system

The installation procedures are as follows:-

1. Insert the 'SIMS' CD inside the CDROM drive.
2. Double click on the setup.exe icon to run the installation.
3. A pop-up window will appear giving the necessary information to the user before the installation. Click 'OK' to proceed.
4. The next window will ask you to choose the destination folder in which the software should be installed. Click on the setup icon to start the installation.
5. Click 'Continue' on the next window. This will install the software to the desire folder.
6. After the installation is finished, a message box will appear notifying that the setup was completed successfully. Click 'OK' to close the setup process. The application will be ready to be used.

## 6. DRAWBACKS AND LIMITATION

This project is undertaken with careful analysis to meet the given criteria of this final project. Corrective measures have been taken. But our insufficiency of knowledge, skill and experience, this project definitely has its own limitations and drawbacks. It definitely cannot have a wide scope as found in other big projects due to the limitation of time. It is primarily a compilation of only what information we thought would be relevant to satisfy the basic requirements of the project.

The project cannot cover the management system of all the institutions as it requires much more time and effort which is not feasible looking at our current course duration. The information gathered are based on Higher And Technical Institute Mizoram, Lunglei and the details of the information gathered are very limited as this is our only source of information. The project is designed and carried out with this source and our base and the administration information of other institution are not included. Therefore, the management in this project offered may not be the same with other institution.

Also, manually entering the student information to the software form might take a long time (depending on the number of student). Addition of student information (other than the existing information on the form) is not possible.

## 7.FUTURE ENHANCEMENT

### 7.1 Future implementation and advantages

As this is a computer-based application, looking at the rapid growth and development will increase and at the same time the need and creation of such an application will increase more and more. The application can be utilized better if it is maintained and updated properly. The database designed and structure can be enhanced and enlarged for recording more information and data. This type of application can be used for long period even in the future as the usage of internet and web-based application is increasing, it can be developed and enhanced to be used with networking facilities.

The increase usage and popularity of computer-based application will be a major advantage for the application of such a college/university system. The computerized revolution of many applications including the administration system will increase the need and implementation of maintaining the management in this level. This project is undertaken with the intentions of automation the traditional and futuristic outlook which requires a lot of time and efforts. This will be very useful tool for the office departments as it covers the main criteria for maintaining and managing all the necessary works in these fields. This project is design with the view of future implementation and enhancement as it is and application that would not be outdated easily even in the future.

In future days to come we are trying to link the database with the college official website to store the alumni and the student's information, that is why we are trying to collect the student's information as much as possible. All the adding fields are added in the web based so that the alumni and present student can fill up their information in the form from wherever they are, implementing with the web based is the main aim in future enhancement.

As it is develop using Microsoft Visual Studio 2019 and Microsoft Access 2016, it will be compatible to be used in the operating system most widely used in windows OS. Thus, it will have no problems in the installing and compatibility errors on the platform side. It is created in such a way that even normal people will be able to understand and used. So, the user interface made as user friendly as possible. As, the requirement increase and as the criteria increases, it is flexible to be upgraded and used with the demanding needs in the future.

## 7.2 Upgrades

As this project is carried out in a limited time and limit skill, there are many areas in which the software can be upgraded. The scope of the application can be extended to cover not only reservation systems for college/university also those private college and government college and university. The scope of the available management and documentation could also be enlarged if connected with multiple computers as networks. The database design can be enhanced and can be enlarge to create larger and bigger and more reliable database system and application. The design can be improving to covers more fields and more new options. It can be use more efficiently and more useful when upgraded and enhance better to widen the scope and application.

The scope and approach for the software is currently confined to be used for individual user. This can be upgraded to a multiuser application by adding the networking facilities for different users to connect to each other. This will greatly simplify the work and will make it more efficient.

The upgradation and enhancement are not too much required from the hardware point of view. This type of computer application could be run and implemented in almost any type of computer systems available today. Thus, the main upgradation needed is from the software design and approach. However, the computer system needs to be secure and safe to resist malicious attack.



## 8. CONCLUSION

This project is basically designed to be used for the Department of Computer Sciences HATIM. This chapter seeks to conclude the work that has been done, and to present the areas that mark to the completion of this project work.

This project work is the compilation of our ideas, views and thoughts. In doing this project and the development of our thoughts and ideas, we have benefited a great deal from our interaction with our teachers and friends. We extend our sincere thanks to them.

We are deeply conscious of the fact that this project would neither have been undertaken nor pursued and completed but for the tremendous support that we received from Mr. H. Lalruatkima, our project guide and K. Lalmuanpuia Head of Department, who undertook all the responsibilities ungrudgingly during this project work and encouraged in the preparation of this work.

We would like to place and record our sincere thanks and gratitude to our Principal, Mr. Vuansanga Vanchhawng, for extending his full support and consent to this project undertaken.

This project is done and presented in such a way that it can be manage the data and information for the operator efficiently and easily. This is a very painstaking work; however, we tried our best to satisfy the needs of this project. With much effort this project has come into being even though we are conscious of our limited knowledge and skill. But it would be our request that this project we have undertaken, be dealt with much consideration and acknowledgement.

## 9.BIBLIOGRAPHY

1. A. Leon & M. Leon : *Database Management Systems*, Vikas Publication House Pvt.Ltd (2008).
2. ThearonWillis, Bryan Newsome : *Beginning Microsoft Visual Basic 2010*, Wiley India Pvt. Ltd.(2012).
- 3.[WWW.codeproject.com](http://WWW.codeproject.com)