


**PROJECT REPORT ON  
LABOUR WORK  
JOB FINDER/JOB SEEKER  
ANDROID APPLICATION**

**SUBMITTED BY:  
ZOMUANPUIA CHHANGTE  
ROLL NO. 1823BC014  
REGN. NO. 1800902**

**LALRAMNGHINGLOVA  
ROLL NO. 1823BCA008  
REGN. NO. 1800897**

**SAITHANGPUIA SAILO  
ROLL NO 1823BCA013  
REGN. NO. 1800901**

**BACHELOR OF COMPUTER APPLICATIONS (BCA)  
DEPARTMENT OF COMPUTER SCIENCE,  
HIGHER AND TECHNICAL INSTITUTE, MIZORAM (HATIM)  
KAWMZAWL, PUKPUI, LUNGLEI - 796691**



**MIZORAM UNIVERSITY, TANHRIL: AIZAWL  
2021**

# **HIGHER AND TECHNICAL INSTITUTE, MIZORAM**

## **CERTIFICATE**



*This is to certify that, Zomuanpuia Chhangte, Lalramnghinglova and Saithangpuia sailo, has satisfactorily fulfilled the project entitled "Labour Work" in order to meet the requirements of the Mizoram University for the VI Semester, Bachelor Of Computer Application in the year 2021. It is to certify that all the corrections/suggestions indicated for internal assessment has been approved as it satisfies the academic requirements in respect of project work prescribed for the BCA course.*

(H. LALRUATKIMA)

Project Guide

Dept. of computer sciences

(K. LALMUANPUIA)

Head of Dept

Dept. of Computer Sciences

(Vuansanga Vanchhawng)

Principal,

Higher and Technical Institute Mizoram

Name of Examiner

Singnature with date

1. \_\_\_\_\_

\_\_\_\_\_

2. \_\_\_\_\_

**A PROJECT REPORT ON**  
**LABOUR WORK**  
**JOB FINDER/JOB SEEKER**  
**ANDROID APPLICATION**

*Submitted By:*            **Zomuanpuia Chhangte**

Roll No. 1823BC014

Regn. No. 1800902

***Lalramnghinglova***

Roll No. 1823BCA008

Regn. No. 1800897

***Saithangpuia Sailo***

Roll No 1823BCA013

Regn. No. 1800901

Under the Guidance of

H.Lalruatkima


Lecturer

Department of Computer Sciences

Submitted in partial fulfilment of the requirement for VI Semester



**HIGHER AND TECHNICAL INSTITUTE MIZORAM**  
**LUNGLEI-796701,**



## ACKNOWLEDGEMENT

We express our sincere gratitude to all those who support us and lend a helping hand in making this project successful. We are deeply indebted to the following persons for their valuable guidance and support.

Most of all we would like to thank Mr Vuansanga Vanchhawng, Principal, Higher and Technical Institute, Mizoram for his moral and prayer support. Mr K.Lalmuanpuia, Head of Department in Computer Sciences for the education and training for this career. The selection of this project and the completion of this project is mainly due to our Project Guide Mr. H.Lalruatkima. Lecturer, Dept. of Computer Sciences. We are thankful to him for his outstanding comments and the advice he had given us.

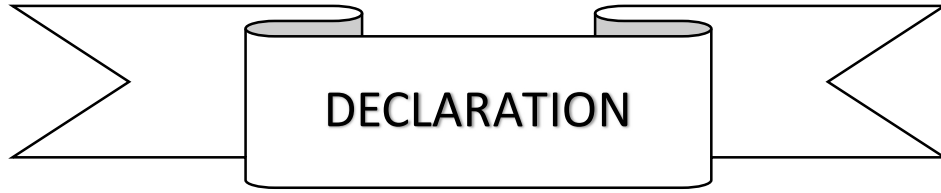
We also like to thank and give our grateful gratitude to our parents for their moral and financial support, as well as their encouragement to succeed this project.

Most of all we like to thank God for his mercy and faithfulness and for giving us wisdom and knowledge to be able to complete our project without failures.

Zomuanpuia Chhangte

Lalramnghinglova

Saithangpuia Sailo



We do hereby the declare that the project entitled “Labour Work” has no formed the basis formed the award of any Diploma, Degree and other similar project. This project is prepared under the guidance and supervision of our project guide Mr. H.Lalruatkima which forms our partial fulfilment of the requirements for three years Bachelor Degree in Computer Application of Mizoram University.

Zomuanpuia Chhangte

Lalramnghinglova

Saithangpuia Sailo



This project report includes the description and implementation for **Labour Work**. This project deals with the construction using Android Studio (for front-end) and Firebase (for back-end) which plays a vital role in this project.

As this project deals with the user those who search Labour job using this app, it is simple and easy to understand and grasp the concept of this project.

This application mainly aims and display and produce the available job in the area and notify through the notification.

With the help of this project, finding and searching of the work can be easily done and quicker. The entire project helps the users to spend less time than manually consulting the employer through physical contact.

Finally, this project deals with the easiest and simplest layout which made it simple to understand and work with it.

## LIST OF FIGURES

	<b>Page No.</b>
Fig.1 Splash Screen.....	8
Fig.2 Home.....	9
Fig.3 Post a job.....	10

## **1. PROJECT ANALYSIS**

### **1.1 Overview of the Project**

The main objective of the Job Portal System is to manage the details of Employer, Search Job. It manages all the information about Post Job, Search Job. The objective of this project is to provide the information about new jobs. A user can search jobs according to their skills.

This project will show the new job and can post a job according to what they want. The Employer recruit his/her employee as well.

The main aim of this project is to make an app which will be user-friendly and also to provide an easy way for the user who want a job.

Most of the benefits of this app will go to the recruiter and job seeker. By using this app their problem will be solved.



## 1.2 Objectives of the Project

The main objectives of this project is to design and develop a simple and understandable Apps. The application will be very useful for people who wants to work and can get a job according to their skills of their interest.

The objectives of this project are as follows:

- To provide User Friendly Interface
- To provide the job according to his/her skills
- To help the user to find job easily
- To produce many job for the people

### 1.3 Scope of the project

The scope of this project is to search the job and to provide the new information about the new job based on application using Android Studio and Firebase

It includes the following:

- 1) An application which produce the necessary about the job.
- 2) The user of the app need not to contact physically and can rather use this app for information.

## 2. SYSTEM REQUIREMENTS

### 2.1 Hardware Requirements

This project is designed in such a way that it can be implemented almost on any Android devices. Thus, the hardware requirement is not high.

The basic configurations required are as follows:

- 1.Android 7.0 Nougat(API 24)
- 2.Android 8.0 Oreo(API 26)
- 3.Android 9.0 pie(API28)
- 4.Adroid 10(API29)
- 5.Android 11(API30)
- 6.Above 2gb Ram

### 2.2 Software Requirements

The software used for ddesigning the User Interface (Front-end) and the database (Back-end)

Are as follows:

- (i) **Android Studio**
- (ii) **Firebase**

### 2.3 Details of Hardware Used

Android is a mobile operating system developed by google, based on a modified version of the Linux kernel and other open source software and designed pramarily for touchscreen mobile devices such as smartphones and tablets. In addition, Google has further developed Android TV for televisions, Android Auto for cars, and wear OS for wrist watches, each with a specialized user interface.

Initially developed by Android Inc., which Google bought in 2005, Android was unveiled in 2007, with the first commercial device launched in september 2008. The operating system has since gone through multiple major releases, with the current version being 11 "Android 11", released in September 2020.

List of android devices are:

- 1) Nougat version 7.0,7.1
- 2) Oreo version 8.0,8.1
- 3) Pie version 9.0
- 4) Android 10
- 5) Android 11
- 5) Above 2gb Ram

## 2.4 DETAILS OF SOFTWARE USED

The main details of the software and database engine used to create this project are given below:

(i) **Android Studio:** Android Studio is the official integrated development environment (IDE) for Google's Android operating system, built on JetBrains' IntelliJ IDEA software and designed specifically for Android development. It is available for download on Windows, macOS and Linux based operating systems. It is a replacement for the Eclipse Android Development Tools (ADT) as primary IDE for native Android application development.

(ii) **Firebase:** Firebase is a technology that allows you to create web applications without server-side programming, making development faster and easier. It supports Web, iOS, OS X and Android clients. Apps that use firebase can use and control data without thinking about how data is stored and synchronized across different instances of the application in real-time. Firebase is a good choice because it's free for a number of users and is preferable for the beginning. It was bought by Google and now it is being constantly improve in order to make the user experience much more convenient and productive.

## 2.5 Overview of Front-End

**Android Studio** is the official Integrated Development Environment (IDE) for Google's Android operating system, built on JetBrains' IntelliJ IDEA software and designed specifically for Android development. It is available for download on windows, macOS and Linux based operating systems. It is a replacement for the Eclipse Android Development Tools (ADT) as primary IDE for native Android application development.

Android Studio was announced on May 16, 2013 at the Google I/O conference. It was in early access preview stage starting from version 0.1 in may 2013, then entered beta stage starting from version 0.8 which was released in June 2014. The first stable build was released in December 2014, starting from version 1.0. The current stable version is 4.2 released in April 2021. **The following features are provide in the current stable version.**

- Gradle-based build support
- Android-specific refactoring and quick fixes.
- Lint tools to catch performance, usability, version compatibility and other problems ProGuard integration and app-signing capabilities.
- Template-based wizards to create common Android designs and components.
- A rich layout editor that allows users to drag-and-drop UI components, option to previes layouts on multiple screen configurations.
- Support for building Android Wear apps.
- Built-in support for Google Cloud platform, enabling integration with Firebase Cloud Messaging (Earlier 'Google Cloud Messaging') and Google App Engine.
- Android Virtual Device (Emulator) to run and debug apps in the Android Studio.

## 2.6 Overview of the Back-End:

**Firestore:** Firestore is a set of tools offered by Google to build excellent scalable applications in the cloud. It is a powerful service that helps in building applications quickly without reinventing the components or modules. Services like analytics, authentication, database, configuration, file storage, push messaging are provided by Firestore thereby making it easy for the developers to focus on the user experience of the application.

Firestore allows syncing the real-time data across all the devices-Android, iOS, and the web without refreshing the screen. Firestore offers integration to Google Ads, AdMob, DoubleClick, Play Store, Data Studio, BigQuery, and Slack, to make your app development with efficient and accurate management and maintenance.

Everything from the Database, analytics to crashing reports are included in Firestore. So the app development teams can stay focused on improving the user experience.

### 3. SYSTEM DESIGN AND IMPLEMENTATION

#### 4.1 User Interface and approach

**1) SPLASH SCREEN:** A splash screen is a graphical control element consisting of a window containing an image, a logo, and the current version of the software. A splash screen usually appears while a game or program is launching.

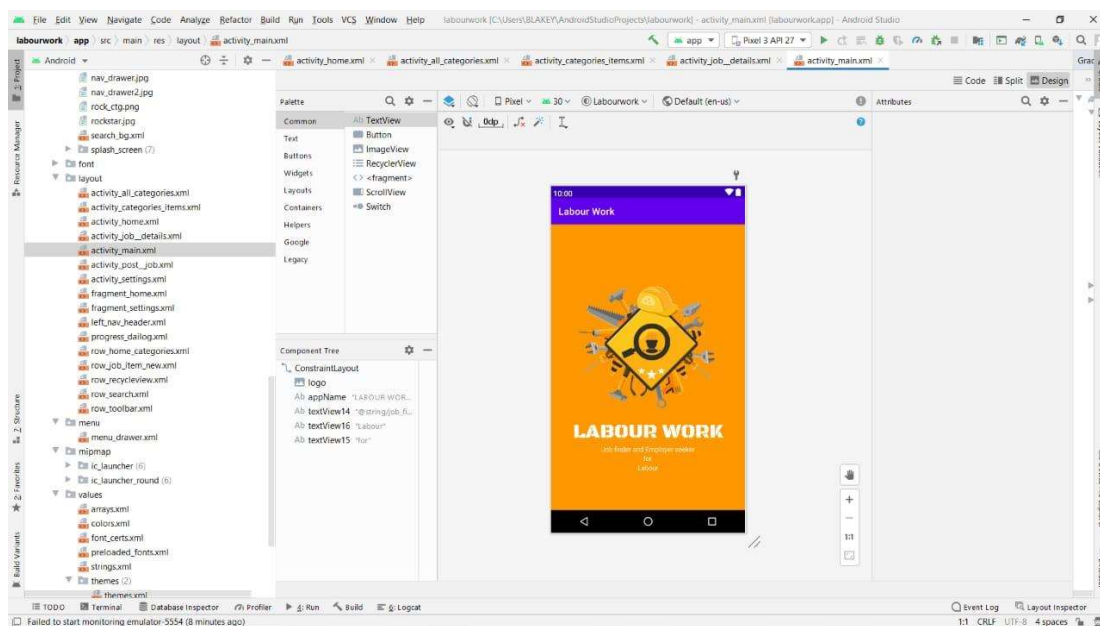


Fig 1

2) HOME: Home screen is the page where user can know certain Details of this of the job and the available job .



Fig 2



3) POST A JOB: We need to write name , address, ph no, Date and job description of what the job we want.

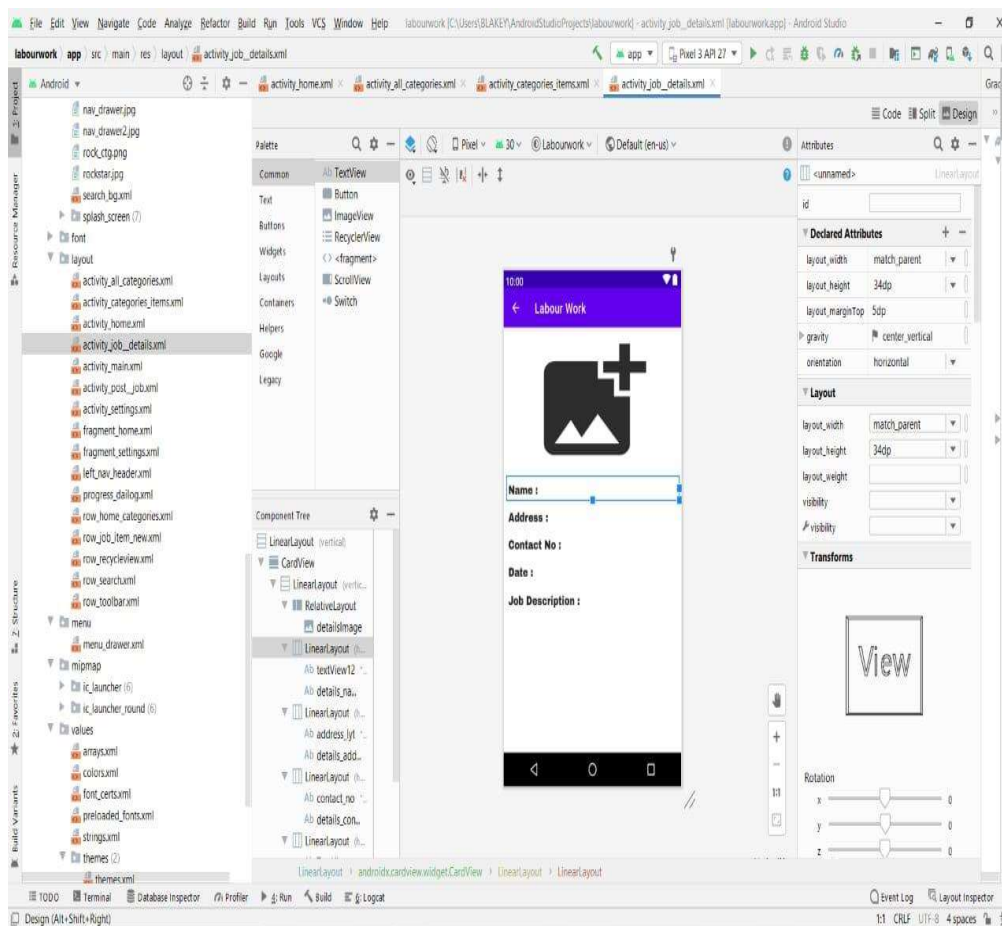


Fig 3

## 4. CODING SYSTEM

As the front-end is created using Android Studio Version 3.0.1, The language used to develop the application is java programming. The codes used in the project are given below:

### 1)Codes for Activity\_Home:

```
<androidx.drawerlayout.widget.DrawerLayout
xmlns:android="http://schemas.android.com/apk/res/android"

    xmlns:app="http://schemas.android.com/apk/res-auto"
    xmlns:tools="http://schemas.android.com/tools"
    android:id="@+id/drawer_layout"
    android:layout_width="match_parent"
    android:layout_height="match_parent"
    tools:context=".Home"
    android:background="@color/bg">
```

```
<RelativeLayout
    android:layout_width="match_parent"
    android:layout_height="match_parent">
```

```
<include
    android:id="@+id/row_search"
    layout="@layout/row_search"
    android:layout_width="match_parent"
    android:layout_height="167dp" />
```

```
<FrameLayout
    android:id="@+id/Container"
```

```
android:layout_width="match_parent"  
android:layout_height="match_parent"  
android:layout_below="@+id/row_search">
```

```
<RelativeLayout  
    android:id="@+id/home_lyt"  
    android:layout_width="match_parent"  
    android:layout_height="match_parent">
```

```
<androidx.core.widget.NestedScrollView  
    android:layout_width="match_parent"  
    android:layout_height="match_parent"  
    android:fillViewport="true">
```

```
<LinearLayout  
    android:layout_width="match_parent"  
    android:layout_height="wrap_content"  
    android:orientation="vertical">
```

```
<LinearLayout  
    android:id="@+id/lytCategories"  
    android:layout_width="match_parent"  
    android:layout_height="match_parent"  
    android:orientation="vertical">
```

```
<RelativeLayout  
    android:layout_width="match_parent"  
    android:layout_height="wrap_content">
```

```
<LinearLayout
    android:layout_width="300dp"
    android:layout_height="26dp"
    android:layout_centerVertical="true"
    android:gravity="start"
    android:orientation="vertical">

    <TextView
        android:layout_width="wrap_content"
        android:layout_height="wrap_content"
        android:layout_marginStart="10dp"
        android:layout_marginLeft="10dp"
        android:fontFamily="@font/concert_one"
        android:text="@string/home_categories"
        android:textAppearance="@style/TextAppearance.AppCompat.Medium"
        android:textColor="#000000"
        android:textSize="18sp"
        android:textStyle="italic"
        android:typeface="normal" />

</LinearLayout>

</RelativeLayout>

<RelativeLayout
    android:layout_width="401dp"
    android:layout_height="wrap_content"
    android:layout_marginStart="10dp"
    android:layout_marginLeft="10dp"
```

```
android:layout_marginTop="10dp">
```

```
<androidx.recyclerview.widget.RecyclerView  
    android:id="@+id/recycler_view"  
    android:layout_width="match_parent"  
    android:layout_height="wrap_content" />
```

```
</RelativeLayout>
```

```
</LinearLayout>
```

```
<LinearLayout  
    android:id="@+id/lytLatestjobs"  
    android:layout_width="match_parent"  
    android:layout_height="352dp"  
    android:orientation="vertical">
```

```
<RelativeLayout  
    android:layout_width="match_parent"  
    android:layout_height="wrap_content">
```

```
<LinearLayout  
    android:layout_width="300dp"  
    android:layout_height="26dp"  
    android:layout_centerVertical="true"  
    android:gravity="start"  
    android:orientation="vertical">
```

```
<TextView
    android:layout_width="wrap_content"
    android:layout_height="wrap_content"
    android:layout_marginStart="10dp"
    android:layout_marginLeft="10dp"
    android:fontFamily="@font/concert_one"
    android:text="@string/latest_jobs"
    android:textAppearance="@style/TextAppearance.AppCompat.Medium"
    android:textColor="#000000"
    android:textSize="18sp"
    android:textStyle="italic"
    android:typeface="normal" />
```

```
</LinearLayout>
```

```
<TextView
    android:id="@+id/lstAll"
    android:layout_width="wrap_content"
    android:layout_height="wrap_content"
    android:layout_alignParentEnd="true"
    android:layout_alignParentRight="true"
    android:layout_centerVertical="true"
    android:layout_marginEnd="10dp"
    android:layout_marginRight="10dp"
    android:fontFamily="@font/atomic_age"
    android:text="@string/view_all"
    android:textAllCaps="false"
    android:textAppearance="@style/TextAppearance.AppCompat.Small"
    android:textColor="#2196F3"
```

```
        android:textSize="14sp" />

    </RelativeLayout>

    <RelativeLayout
        android:layout_width="match_parent"
        android:layout_height="wrap_content"
        android:layout_marginRight="10dp"
        android:layout_marginTop="10dp"
        android:layout_marginLeft="5dp">

        <androidx.recyclerview.widget.RecyclerView
            android:id="@+id/job_items"
            android:layout_width="match_parent"
            android:layout_height="match_parent" />
    </RelativeLayout>

</LinearLayout>

</LinearLayout>
</androidx.core.widget.NestedScrollView>
</RelativeLayout>
</FrameLayout>

</RelativeLayout>

<com.google.android.material.navigation.NavigationView
    android:id="@+id/navigation_view"
```

```
android:layout_width="wrap_content"  
android:layout_height="match_parent"  
android:layout_gravity="start"  
android:background="@color/white"  
app:headerLayout="@layout/left_nav_header"  
app:itemIconTint="@color/state_list"  
app:itemTextColor="@color/state_list"  
app:menu="@menu/menu_drawer" />
```

```
</androidx.drawerlayout.widget.DrawerLayout>
```

## 2)Code for Home.java:



```
import androidx.appcompat.app.AppCompatActivity;

import android.content.Intent;
import android.os.Bundle;
import android.os.Handler;
import android.view.WindowManager;
import android.view.animation.Animation;
import android.view.animation.AnimationUtils;
import android.widget.ImageView;
import android.widget.TextView;

public class MainActivity extends AppCompatActivity{
    private static int SPLASH_SCREEN=5000;

    Animation topAnim,botAnim;
    ImageView imageView;
    TextView textView,textView1,textView2,textView3;

    @Override
    protected void onCreate(Bundle savedInstanceState) {
        super.onCreate(savedInstanceState);
        setContentView(R.layout.activity_main);

        topAnim= AnimationUtils.loadAnimation(this,R.anim.top_anim);
        botAnim=AnimationUtils.loadAnimation(this,R.anim.bottom_anim);

        imageView=findViewById(R.id.logo);
        textView=findViewById(R.id.appName);
```

```
textView1=findViewById(R.id.textView14);
textView2=findViewById(R.id.textView15);
textView3=findViewById(R.id.textView16);

imageView.setAnimation(topAnim);
textView.setAnimation(botAnim);
textView1.setAnimation(botAnim);
textView2.setAnimation(botAnim);
textView3.setAnimation(botAnim);

new Handler().postDelayed(new Runnable() {
    @Override
    public void run() {
        Intent intent = new Intent(MainActivity.this, Home.class);
        startActivity(intent);
        finish();
    }
},SPLASH_SCREEN);
}
}

package com.example.labourwork;

import androidx.annotation.NonNull;
import androidx.annotation.Nullable;
import androidx.appcompat.app.AppCompatActivity;

import android.app.ActionBar;
import android.os.Bundle;
import android.view.MenuItem;
```

```
import android.view.View;
import android.widget.ImageView;

import com.google.android.material.navigation.NavigationView;

public class allCategories extends AppCompatActivity {

    @Override
    protected void onCreate(Bundle savedInstanceState) {
        super.onCreate(savedInstanceState);
        setContentView(R.layout.activity_all_categories);
        getSupportActionBar().setTitle("All Categories");
        getSupportActionBar().setDisplayHomeAsUpEnabled(true);
    }
}

package com.example.labourwork;

import androidx.annotation.NonNull;
import androidx.annotation.Nullable;
import androidx.appcompat.app.AppCompatActivity;

import android.app.ProgressDialog;
import android.content.Intent;
import android.net.Uri;
import android.os.Bundle;
import android.text.TextUtils;
```

```
import android.view.View;
import android.widget.AdapterView;
import android.widget.Button;
import android.widget.EditText;
import android.widget.ImageView;
import android.widget.ProgressBar;
import android.widget.Spinner;
import android.widget.Toast;

import com.example.labourwork.Model.Data;
import com.google.android.gms.tasks.OnCompleteListener;
import com.google.android.gms.tasks.OnSuccessListener;
import com.google.android.gms.tasks.Task;
import com.google.firebase.database.DatabaseReference;
import com.google.firebase.database.FirebaseDatabase;
import com.google.firebase.storage.FirebaseStorage;
import com.google.firebase.storage.StorageReference;
import com.google.firebase.storage.UploadTask;
import com.squareup.picasso.Picasso;

public class Post_Job extends AppCompatActivity {

    EditText job_name;
    EditText job_address;
    EditText job_ph_no;
    EditText job_description;
    Button btn_job_post;

    FirebaseDatabase mDatabase;
```

```
DatabaseReference databaseReference;
```

```
@Override
```

```
protected void onCreate(Bundle savedInstanceState) {
```

```
    super.onCreate(savedInstanceState);
```

```
    setContentView(R.layout.activity_post__job);
```

```
    getSupportActionBar().setTitle("Post Job");
```

```
    Spinner mySpinner = (Spinner) findViewById(R.id.spinner2);
```

```
    ArrayAdapter<String> myAdapter = new ArrayAdapter<>(Post_Job.this,
```

```
        android.R.layout.simple_list_item_1, getResources().getStringArray(R.array.names));
```

```
    myAdapter.setDropDownViewResource(android.R.layout.simple_spinner_dropdown_item);
```

```
    mySpinner.setAdapter(myAdapter);
```

```
    mDatabase = FirebaseDatabase.getInstance();
```

```
    databaseReference = FirebaseDatabase.getInstance().getReference().child("Job Post");
```

```
    InsertJob();
```

```
}
```

```
private void InsertJob(){
```

```
    job_name = findViewById(R.id.Name);
```

```
    job_address = findViewById(R.id.address);
```

```
    job_ph_no = findViewById(R.id.ph_no);
```

```
    job_description = findViewById(R.id.job_desc);
```

```
    btn_job_post = findViewById(R.id.btn_job_post);
```

```
    btn_job_post.setOnClickListener(new View.OnClickListener() {
```

```
@Override
public void onClick(View v) {
    String title = job_name.getText().toString().trim();
    String adds=job_address.getText().toString().trim();
    String ph_no=job_ph_no.getText().toString().trim();
    String jobdbbs=job_description.getText().toString().trim();

    if(TextUtils.isEmpty(title)){
        job_name.setError("required field");
        return;
    }
    if(TextUtils.isEmpty(adds)) {
        job_address.setError("required field");
        return;
    }
    if(TextUtils.isEmpty(ph_no)) {
        job_ph_no.setError("required field");
        return;
    }
    if(TextUtils.isEmpty(jobdbbs)) {
        job_description.setError("required field");
        return;
    }

    String id = databaseReference.push().getKey();

    Data data=new Data(title,adds,ph_no,jobdbbs);
    databaseReference.child(id).setValue(data);
}
```

```
        Toast.makeText(getApplicationContext(),"Success",Toast.LENGTH_SHORT).show();
        startActivity(new Intent(getApplicationContext(), Home.class));
    }
});
}

}

package com.example.labourwork;

import androidx.annotation.NonNull;
import androidx.appcompat.app.ActionBarDrawerToggle;
import androidx.appcompat.app.AppCompatActivity;
import androidx.drawerlayout.widget.DrawerLayout;
import androidx.recyclerview.widget.DefaultItemAnimator;
import androidx.recyclerview.widget.LinearLayoutManager;
import androidx.recyclerview.widget.RecyclerView;

import android.content.Intent;
import android.os.Bundle;
import android.view.LayoutInflater;
import android.view.MenuItem;
import android.view.View;
import android.view.ViewGroup;
import android.widget.ProgressBar;
import android.widget.Toast;

import com.example.labourwork.Model.Data;
import com.firebase.ui.database.FirebaseRecyclerAdapter;
```

```
import com.firebase.ui.database.FirebaseRecyclerOptions;
import com.google.android.material.navigation.NavigationView;
import com.google.firebase.database.DatabaseReference;
import com.google.firebase.database.FirebaseDatabase;
import com.google.firebase.database.ValueEventListener;
import com.google.firebase.storage.FirebaseStorage;
import com.squareup.picasso.Picasso;

import java.text.DateFormat;
import java.text.SimpleDateFormat;
import java.util.ArrayList;
import java.util.Date;
import java.util.List;

public class Home extends AppCompatActivity {
    private DrawerLayout drawerLayout;
    private ActionBarDrawerToggle ic_menu_bar;

    RecyclerView recyclerView;
    RecyclerView rv2;
    ArrayList<MainModel> mainModels;
    MainAdapter mainAdapter;
    NavigationView navigationView;
    private long backpresstime;
    private Toast backtoast;

    FirebaseRecyclerOptions<Data> options;
    FirebaseRecyclerAdapter<Data, MyViewHolder>adapter;
```



```
FirebaseDatabase firebaseDatabase;
DatabaseReference databaseReference;

@Override
protected void onCreate(Bundle savedInstanceState) {
    super.onCreate(savedInstanceState);
    setContentView(R.layout.activity_home);
    drawerLayout= findViewById(R.id.drawer_layout);
    ic_menu_bar= new ActionBarDrawerToggle(this, drawerLayout, R.string.drawer_open,
R.string.drawer_close);
    drawerLayout.addDrawerListener(ic_menu_bar);
    ic_menu_bar.syncState();
    getSupportActionBar().setDisplayHomeAsUpEnabled(true);

    //recyclerView2
    rv2=findViewById(R.id.job_items);
    LinearLayoutManager layoutManager1=new LinearLayoutManager(this);
    layoutManager1.setStackFromEnd(true);
    layoutManager1.setReverseLayout(true);

    rv2.setHasFixedSize(true);
    rv2.setLayoutManager(layoutManager1);

    //Firebase
    firebaseDatabase=FirebaseDatabase.getInstance();
    databaseReference=FirebaseDatabase.getInstance().getReference().child("Job Post");
```

```
//recyclerview1

recyclerView = findViewById(R.id.recycler_view);

Integer[] langLogo = {R.drawable.carpenter_mistiri, R.drawable.cement_mistiri,
R.drawable.kitchen_cabinet, R.drawable.labour_worker,
    R.drawable.rockstar, R.drawable.electrician};

String[] langName = {"Carpenter", "Cement", "Kitchen Cabinet", "Labour", "Lung
Mistiri", "Electrician"};

mainModels = new ArrayList<>();
for (int i=0; i<langLogo.length; i++) {
    MainModel model = new MainModel(langLogo[i], langName[i]);
    mainModels.add(model);
}

LinearLayoutManager layoutManager = new LinearLayoutManager(Home.this,
LinearLayoutManager.HORIZONTAL, false);
recyclerView.setLayoutManager(layoutManager);
recyclerView.setItemAnimator(new DefaultItemAnimator());

mainAdapter = new MainAdapter(Home.this, mainModels);
recyclerView.setAdapter(mainAdapter);

//nav_all_categories
navigationView = (NavigationView) findViewById(R.id.navigation_view);
navigationView.setNavigationItemSelectedListener((item) -> {
    switch (item.getItemId()){
        case R.id.menu_go_categories:
            Intent intent = new Intent(Home.this, allCategories.class);
            startActivity(intent);
            return true;
    }
}
```

```

        case R.id.menu_go_post_job:
            Intent intent1 = new Intent(Home.this, Post_Job.class);
            startActivity(intent1);
            return true;

        case R.id.menu_go_settings:
            Intent intent2 = new Intent(Home.this, settings.class);
            startActivity(intent2);
            return true;
    }
    return false;
});
LoadData();

}

private void LoadData() {
    options=new FirebaseRecyclerOptions.Builder<Data>().setQuery(databaseReference,
Data.class).build();
    adapter=new FirebaseRecyclerAdapter<Data, MyViewHolder>(options) {
        @Override
        protected void onBindViewHolder(@NonNull MyViewHolder holder, int position, @NonNull Data
model) {
            holder.setTitle(model.getJob_desc());
            holder.dateTextView.setText(getDateToday());

            holder.myview.setOnClickListener(new View.OnClickListener() {
                @Override
                public void onClick(View v) {

```

```
Intent intent=new Intent(getApplicationContext(), Job_Details.class);

intent.putExtra("name",model.getName());
intent.putExtra("address",model.getAddress());
intent.putExtra("ph_no",model.getPh_no());
intent.putExtra("job_desc",model.getJob_desc());

startActivity(intent);
}
});

}

@NonNull
@Override
public MyViewHolder onCreateViewHolder(@NonNull ViewGroup parent, int viewType) {
    View view =
LayoutInflater.from(parent.getContext()).inflate(R.layout.row_job_item_new,parent,false);
    return new MyViewHolder(view);
}
};
adapter.startListening();
rv2.setAdapter(adapter);
}

@Override
public boolean onOptionsItemSelected(@NonNull MenuItem item) {
```

```

    if (ic_menu_bar.onOptionsItemSelected(item)) {
        return true;
    }

    return super.onOptionsItemSelected(item);
}

private String getDateToday(){
    DateFormat dateFormat=new SimpleDateFormat("dd/MM/yyyy");

    Date date=new Date();

    String today=dateFormat.format(date);

    return today;
}

@Override
public void onBackPressed() {
    if (backpresstime + 2000 > System.currentTimeMillis()) {
        backtoast.cancel();
        super.onBackPressed();
        return;
    } else {

        backtoast = Toast.makeText(getBaseContext(), "Press again to exit", Toast.LENGTH_SHORT);
        backtoast.show();
    }

    backpresstime = System.currentTimeMillis();
}
}

```

3) Codes for Fragments\_Categories:

```
<?xml version="1.0" encoding="utf-8"?>
<RelativeLayout xmlns:android="http://schemas.android.com/apk/res/android"
    android:id="@+id/home_lyt"
    android:layout_width="match_parent"
    android:layout_height="match_parent">

    <androidx.core.widget.NestedScrollView
        android:layout_width="match_parent"
        android:layout_height="match_parent"
        android:fillViewport="true">

        <LinearLayout
            android:layout_width="match_parent"
            android:layout_height="wrap_content"
            android:orientation="vertical">

            <LinearLayout
                android:id="@+id/lytCategories"
                android:layout_width="match_parent"
                android:layout_height="244dp"
                android:orientation="vertical">

                <RelativeLayout
                    android:layout_width="match_parent"
                    android:layout_height="wrap_content">

                    <LinearLayout
                        android:layout_width="300dp"
                        android:layout_height="26dp"
```

```
android:layout_centerVertical="true"  
android:gravity="start"  
android:orientation="vertical">
```

```
<TextView  
    android:layout_width="wrap_content"  
    android:layout_height="wrap_content"  
    android:layout_marginStart="10dp"  
    android:layout_marginLeft="10dp"  
    android:fontFamily="@font/concert_one"  
    android:text="@string/home_categories"  
    android:textAppearance="@style/TextAppearance.AppCompat.Medium"  
    android:textColor="#000000"  
    android:textSize="18sp"  
    android:textStyle="italic"  
    android:typeface="normal" />
```

```
</LinearLayout>
```

```
<TextView  
    android:id="@+id/1stViewall"  
    android:layout_width="wrap_content"  
    android:layout_height="wrap_content"  
    android:layout_alignParentEnd="true"  
    android:layout_alignParentRight="true"  
    android:layout_centerVertical="true"  
    android:layout_marginEnd="10dp"  
    android:layout_marginRight="10dp"  
    android:fontFamily="@font/atomic_age"
```

```
    android:text="@string/view_all"  
    android:textAllCaps="false"  
    android:textAppearance="@style/TextAppearance.AppCompat.Small"  
    android:textColor="#2196F3"  
    android:textSize="18sp" />
```

```
</RelativeLayout>
```

```
<RelativeLayout  
    android:layout_width="401dp"  
    android:layout_height="wrap_content"  
    android:layout_marginStart="10dp"  
    android:layout_marginLeft="10dp"  
    android:layout_marginTop="10dp">
```

```
    <androidx.recyclerview.widget.RecyclerView  
        android:layout_width="match_parent"  
        android:layout_height="wrap_content" />
```

```
</RelativeLayout>
```

```
</LinearLayout>
```

```
<LinearLayout  
    android:id="@+id/lytLatestjobs"  
    android:layout_width="match_parent"  
    android:layout_height="244dp"  
    android:orientation="vertical">
```



```
<RelativeLayout
    android:layout_width="match_parent"
    android:layout_height="wrap_content">

    <LinearLayout
        android:layout_width="300dp"
        android:layout_height="26dp"
        android:layout_centerVertical="true"
        android:gravity="start"
        android:orientation="vertical">

        <TextView
            android:layout_width="wrap_content"
            android:layout_height="wrap_content"
            android:layout_marginStart="10dp"
            android:layout_marginLeft="10dp"
            android:fontFamily="@font/concert_one"
            android:text="@string/latest_jobs"
            android:textAppearance="@style/TextAppearance.AppCompat.Medium"
            android:textColor="#000000"
            android:textSize="18sp"
            android:textStyle="italic"
            android:typeface="normal" />

    </LinearLayout>

    <TextView
        android:id="@+id/!stAll"
        android:layout_width="wrap_content"
```

```
    android:layout_height="wrap_content"
    android:layout_alignParentEnd="true"
    android:layout_alignParentRight="true"
    android:layout_centerVertical="true"
    android:layout_marginEnd="10dp"
    android:layout_marginRight="10dp"
    android:fontFamily="@font/atomic_age"
    android:text="@string/view_all"
    android:textAllCaps="false"
    android:textAppearance="@style/TextAppearance.AppCompat.Small"
    android:textColor="#2196F3"
    android:textSize="18sp" />
```

```
</RelativeLayout>
```

```
<RelativeLayout
```

```
    android:layout_width="401dp"
    android:layout_height="wrap_content"
    android:layout_marginStart="10dp"
    android:layout_marginLeft="10dp"
    android:layout_marginTop="10dp">
```

```
    <androidx.recyclerview.widget.RecyclerView
        android:layout_width="match_parent"
        android:layout_height="wrap_content" />
```

```
</RelativeLayout>
```

```
</LinearLayout>
```

```
</LinearLayout>
</androidx.core.widget.NestedScrollView>
</RelativeLayout>
<?xml version="1.0" encoding="utf-8"?>
<RelativeLayout xmlns:android="http://schemas.android.com/apk/res/android"
    android:layout_width="match_parent"
    android:layout_height="match_parent"
    xmlns:tools="http://schemas.android.com/tools"
    tools:ignore="UseCompoundDrawables"
    xmlns:card_view="http://schemas.android.com/apk/res-auto">

    <androidx.cardview.widget.CardView
        android:id="@+id/card_view"
        android:layout_width="match_parent"
        android:layout_height="match_parent"
        android:layout_margin="10dp"
        card_view:cardBackgroundColor="@color/white"
        card_view:cardCornerRadius="1dp"
        card_view:cardUseCompatPadding="false"
        card_view:elevation="1dp">

        <LinearLayout
            android:layout_width="match_parent"
            android:layout_height="match_parent"
            android:orientation="vertical"
            tools:ignore="UselessParent">
```

```
<RelativeLayout
```

```
    android:layout_width="match_parent"  
    android:layout_height="wrap_content"  
    android:padding="20dp">
```

```
<LinearLayout
```

```
    android:layout_width="match_parent"  
    android:layout_height="wrap_content"  
    android:layout_toStartOf="@+id/Switch_nty"  
    android:layout_toLeftOf="@+id/Switch_nty"  
    android:orientation="horizontal"  
    android:padding="10dp"  
    tools:ignore="UnknownId">
```

```
<TextView
```

```
    android:id="@+id/Text_Notify"  
    android:layout_width="wrap_content"  
    android:layout_height="wrap_content"  
    android:layout_gravity="center_vertical"  
    android:fontFamily="@font/archivo_black"  
    android:text="Enable Notification"  
    android:textAppearance="?android:attr/textAppearanceMedium"  
    android:textColor="#373636"  
    android:textSize="18sp" />
```

```
</LinearLayout>
```

```
<Switch
    android:id="@+id/Switch_nty"
    android:layout_width="wrap_content"
    android:layout_height="wrap_content"
    android:layout_alignParentEnd="true"
    android:layout_alignParentRight="true"
    android:layout_centerVertical="true"
    android:checked="true"
    android:fontFamily="@font/bungee"
    android:textAppearance="@style/TextAppearance.AppCompat.Small"
    android:textSize="14sp"
    android:theme="@style/Theme.AppCompat.Light.DarkActionBar" />
</RelativeLayout>

<View
    android:layout_width="match_parent"
    android:layout_height="1dp"
    android:background="@color/settings_divider" />

<LinearLayout
    android:layout_width="match_parent"
    android:layout_height="wrap_content"
    android:gravity="start"
    android:orientation="horizontal"
    android:padding="30dp">

    <TextView
        android:id="@+id/textView8"
```

```
    android:layout_width="wrap_content"
    android:layout_height="wrap_content"
    android:fontFamily="@font/archivo_black"
    android:text="Text Size"
    android:textAppearance="@style/TextAppearance.AppCompat.Medium"
    android:textColor="#373636"
    android:textSize="18sp" />
</LinearLayout>
```

```
<View
    android:layout_width="match_parent"
    android:layout_height="1dp"
    android:background="@color/settings_divider" />
```

```
<LinearLayout
    android:layout_width="match_parent"
    android:layout_height="wrap_content"
    android:orientation="horizontal"
    android:gravity="start"
    android:padding="30dp">
```

```
<TextView
    android:id="@+id/textView9"
    android:layout_width="wrap_content"
    android:layout_height="wrap_content"
    android:fontFamily="@font/archivo_black"
    android:text="Feedback"
    android:textAppearance="@style/TextAppearance.AppCompat.Medium"
```

```
        android:textColor="#373636"
        android:textSize="18sp" />
</LinearLayout>

<View
    android:layout_width="match_parent"
    android:layout_height="1dp"
    android:background="@color/settings_divider" />

<LinearLayout
    android:layout_width="match_parent"
    android:layout_height="wrap_content"
    android:orientation="horizontal"
    android:gravity="start"
    android:padding="30dp">

    <TextView
        android:id="@+id/textView10"
        android:layout_width="wrap_content"
        android:layout_height="wrap_content"
        android:fontFamily="@font/archivo_black"
        android:text="About Us"
        android:textAppearance="@style/TextAppearance.AppCompat.Medium"
        android:textColor="#373636"
        android:textSize="18sp" />
</LinearLayout>

<View
```

```
        android:layout_width="match_parent"  
        android:layout_height="1dp"  
        android:background="@color/settings_divider" />
```

```
</LinearLayout>
```

```
</androidx.cardview.widget.CardView>
```

```
</RelativeLayout>
```

4) Codes for PostajobFragment.java:

```
package com.example.labourwork;  
  
import androidx.annotation.NonNull;  
import androidx.annotation.Nullable;  
import androidx.appcompat.app.AppCompatActivity;  
  
import android.app.ProgressDialog;  
import android.content.Intent;  
import android.net.Uri;  
import android.os.Bundle;  
import android.text.TextUtils;  
import android.view.View;  
import android.widget.AdapterView;  
import android.widget.Button;  
import android.widget.EditText;  
import android.widget.ImageView;  
import android.widget.ProgressBar;  
import android.widget.Spinner;
```



```
import android.widget.Toast;

import com.example.labourwork.Model.Data;
import com.google.android.gms.tasks.OnCompleteListener;
import com.google.android.gms.tasks.OnSuccessListener;
import com.google.android.gms.tasks.Task;
import com.google.firebase.database.DatabaseReference;
import com.google.firebase.database.FirebaseDatabase;
import com.google.firebase.storage.FirebaseStorage;
import com.google.firebase.storage.StorageReference;
import com.google.firebase.storage.UploadTask;
import com.squareup.picasso.Picasso;

public class Post_Job extends AppCompatActivity {

    EditText job_name;
    EditText job_address;
    EditText job_ph_no;
    EditText job_description;
    Button btn_job_post;

    FirebaseDatabase mDatabase;
    DatabaseReference databaseReference;

    @Override
    protected void onCreate(Bundle savedInstanceState) {
        super.onCreate(savedInstanceState);
        setContentView(R.layout.activity_post__job);
```

```

getSupportActionBar().setTitle("Post Job");

Spinner mySpinner = (Spinner) findViewById(R.id.spinner2);
ArrayAdapter<String> myAdapter = new ArrayAdapter<>(Post_Job.this,
    android.R.layout.simple_list_item_1, getResources().getStringArray(R.array.names));
myAdapter.setDropDownViewResource(android.R.layout.simple_spinner_dropdown_item);
mySpinner.setAdapter(myAdapter);

mDatabase = FirebaseDatabase.getInstance();
databaseReference = FirebaseDatabase.getInstance().getReference().child("Job Post");

InsertJob();
}
private void InsertJob(){

    job_name = findViewById(R.id.Name);
    job_address = findViewById(R.id.address);
    job_ph_no = findViewById(R.id.ph_no);
    job_description = findViewById(R.id.job_desc);
    btn_job_post = findViewById(R.id.btn_job_post);

    btn_job_post.setOnClickListener(new View.OnClickListener() {
        @Override
        public void onClick(View v) {
            String title = job_name.getText().toString().trim();
            String adds=job_address.getText().toString().trim();
            String ph_no=job_ph_no.getText().toString().trim();
            String jobdb=job_description.getText().toString().trim();

```

```

    if(TextUtils.isEmpty(title)){
        job_name.setError("required field");
        return;
    }
    if(TextUtils.isEmpty(adds)) {
        job_address.setError("required field");
        return;
    }
    if(TextUtils.isEmpty(ph_no)) {
        job_ph_no.setError("required field");
        return;
    }
    if(TextUtils.isEmpty(jobdbs)) {
        job_description.setError("required field");
        return;
    }

    String id = databaseReference.push().getKey();

    Data data=new Data(title,adds,ph_no,jobdbs);
    databaseReference.child(id).setValue(data);
    Toast.makeText(getApplicationContext(),"Success",Toast.LENGTH_SHORT).show();
    startActivity(new Intent(getApplicationContext(), Home.class));
}
});
}

```

5) Codes for allCategories:

```
<?xml version="1.0" encoding="utf-8"?>
<RelativeLayout xmlns:android="http://schemas.android.com/apk/res/android"
    xmlns:app="http://schemas.android.com/apk/res-auto"
    xmlns:tools="http://schemas.android.com/tools"
    android:layout_width="match_parent"
    android:layout_height="match_parent"
    tools:context=".categories_items">

    <include
        layout="@layout/row_recycleview"
        android:layout_width="match_parent"
        android:layout_height="match_parent"/>

</RelativeLayout>

<?xml version="1.0" encoding="utf-8"?>
<ScrollView xmlns:android="http://schemas.android.com/apk/res/android"
    xmlns:app="http://schemas.android.com/apk/res-auto"
    xmlns:tools="http://schemas.android.com/tools"
    android:layout_width="match_parent"
    android:layout_height="match_parent"
    android:background="@color/lightWhite"
    tools:context=".allCategories">

    <LinearLayout
        android:layout_width="match_parent"
        android:layout_height="wrap_content"
        android:layout_marginTop="2dp"
        android:orientation="vertical">
```

```
<RelativeLayout
    android:layout_width="match_parent"
    android:layout_height="150dp"
    android:layout_margin="20dp"
    android:background="@drawable/carpenter_bg">

    <Button
        android:id="@+id/button1"
        android:layout_width="match_parent"
        android:layout_height="match_parent"
        android:background="#0000"
        android:fontFamily="@font/black_ops_one"
        android:text="CARPENTER"
        android:textAppearance="@style/TextAppearance.AppCompat.Large"
        android:textColor="#FF9800"
        android:textSize="30sp"
        android:textStyle="italic" />

</RelativeLayout>
```

```
<RelativeLayout
    android:layout_width="match_parent"
    android:layout_height="150dp"
    android:layout_margin="20dp"
    android:background="@drawable/kitchen_cabinet_wk">

    <Button
        android:id="@+id/button2"
        android:layout_width="match_parent"
```

```

        android:layout_height="match_parent"
        android:background="#0000"
        android:fontFamily="@font/bungee"
        android:text="KITCHEN CABINET"
        android:textAppearance="@style/TextAppearance.AppCompat.Medium"
        android:textColor="#FF9800"
        android:textSize="30sp"
        android:textStyle="italic"
        android:typeface="normal" />
</RelativeLayout>

```

```

<RelativeLayout
    android:layout_width="match_parent"
    android:layout_height="150dp"
    android:layout_margin="20dp"
    android:background="@drawable/cement_mistiri_bg">
    <Button
        android:id="@+id/button3"
        android:layout_width="match_parent"
        android:layout_height="match_parent"
        android:background="#0000"
        android:fontFamily="@font/bungee"
        android:text="CEMENT MISTIRI"
        android:textAppearance="@style/TextAppearance.AppCompat.Medium"
        android:textColor="#FF9800"
        android:textSize="30sp"
        android:textStyle="italic"
        android:typeface="normal" />
</RelativeLayout>

```

```
<RelativeLayout
    android:layout_width="match_parent"
    android:layout_height="150dp"
    android:layout_margin="20dp"
    android:background="@drawable/lung_mistiri_bg">
    <Button
        android:id="@+id/button4"
        android:layout_width="match_parent"
        android:layout_height="match_parent"
        android:background="#0000"
        android:fontFamily="@font/bungee"
        android:text="LUNG MISTIRI"
        android:textAppearance="@style/TextAppearance.AppCompat.Medium"
        android:textColor="#FF9800"
        android:textSize="30sp"
        android:textStyle="italic"
        android:typeface="normal" />
</RelativeLayout>
```

```
<RelativeLayout
    android:layout_width="match_parent"
    android:layout_height="150dp"
    android:layout_margin="20dp"
    android:background="@drawable/electrician_worker_bg">
    <Button
        android:id="@+id/button5"
        android:layout_width="match_parent"
        android:layout_height="match_parent"
```

```
        android:background="#0000"
        android:fontFamily="@font/bungee"
        android:text="ELECTRICIAN"
        android:textAppearance="@style/TextAppearance.AppCompat.Medium"
        android:textColor="#FF9800"
        android:textSize="30sp"
        android:textStyle="italic"
        android:typeface="normal" />
</RelativeLayout>

<RelativeLayout
    android:layout_width="match_parent"
    android:layout_height="150dp"
    android:layout_margin="20dp"
    android:background="@drawable/labour_worker_bg">
    <Button
        android:id="@+id/button6"
        android:layout_width="match_parent"
        android:layout_height="match_parent"
        android:background="#0000"
        android:fontFamily="@font/bungee"
        android:text="LABOUR"
        android:textAppearance="@style/TextAppearance.AppCompat.Medium"
        android:textColor="#FF9800"
        android:textSize="30sp"
        android:textStyle="italic"
        android:typeface="normal" />
</RelativeLayout>
```



```
</LinearLayout>  
</ScrollView>
```

5) Codes for categories.java:

```
package com.example.labourwork;  
  
import androidx.annotation.NonNull;  
import androidx.annotation.Nullable;  
import androidx.appcompat.app.AppCompatActivity;  
  
import android.app.ActionBar;  
import android.os.Bundle;  
import android.view.MenuItem;  
import android.view.View;  
import android.widget.ImageView;  
  
import com.google.android.material.navigation.NavigationView;  
  
public class allCategories extends AppCompatActivity {  
  
    @Override  
    protected void onCreate(Bundle savedInstanceState) {  
        super.onCreate(savedInstanceState);  
        setContentView(R.layout.activity_all_categories);  
    }  
}
```

```
        getSupportActionBar().setTitle("All Categories");
        getSupportActionBar().setDisplayHomeAsUpEnabled(true);

    }
}

package com.example.labourwork;

import androidx.appcompat.app.AppCompatActivity;

import android.os.Bundle;

public class categories_items extends AppCompatActivity {

    @Override
    protected void onCreate(Bundle savedInstanceState) {
        super.onCreate(savedInstanceState);
        setContentView(R.layout.activity_categories_items);
    }
}

package com.example.labourwork;

import androidx.annotation.NonNull;
import androidx.appcompat.app.ActionBarDrawerToggle;
import androidx.appcompat.app.AppCompatActivity;
import androidx.drawerlayout.widget.DrawerLayout;
import androidx.recyclerview.widget.DefaultItemAnimator;
import androidx.recyclerview.widget.LinearLayoutManager;
import androidx.recyclerview.widget.RecyclerView;
```

```
import android.content.Intent;
import android.os.Bundle;
import android.view.LayoutInflater;
import android.view.MenuItem;
import android.view.View;
import android.view.ViewGroup;
import android.widget.ProgressBar;
import android.widget.Toast;

import com.example.labourwork.Model.Data;
import com.firebase.ui.database.FirebaseRecyclerAdapter;
import com.firebase.ui.database.FirebaseRecyclerOptions;
import com.google.android.material.navigation.NavigationView;
import com.google.firebase.database.DatabaseReference;
import com.google.firebase.database.FirebaseDatabase;
import com.google.firebase.database.ValueEventListener;
import com.google.firebase.storage.FirebaseStorage;
import com.squareup.picasso.Picasso;

import java.text.DateFormat;
import java.text.SimpleDateFormat;
import java.util.ArrayList;
import java.util.Date;
import java.util.List;

public class Home extends AppCompatActivity {
    private DrawerLayout drawerLayout;
    private ActionBarDrawerToggle ic_menu_bar;
```

```
RecyclerView recyclerView;
RecyclerView rv2;
ArrayList<MainModel> mainModels;
MainAdapter mainAdapter;
NavigationView navigationView;
private long backpresstime;
private Toast backtoast;

FirebaseRecyclerOptions<Data> options;
FirebaseRecyclerAdapter<Data, MyViewHolder>adapter;

FirebaseDatabase firebaseDatabase;
DatabaseReference databaseReference;

@Override
protected void onCreate(Bundle savedInstanceState) {
    super.onCreate(savedInstanceState);
    setContentView(R.layout.activity_home);
    drawerLayout= findViewById(R.id.drawer_layout);
    ic_menu_bar= new ActionBarDrawerToggle(this, drawerLayout, R.string.drawer_open,
R.string.drawer_close);
    drawerLayout.addDrawerListener(ic_menu_bar);
    ic_menu_bar.syncState();
    getSupportActionBar().setDisplayHomeAsUpEnabled(true);

    //recyclerView2
    rv2=findViewById(R.id.job_items);
    LinearLayoutManager layoutManager1=new LinearLayoutManager(this);
```

```
layoutManager1.setStackFromEnd(true);
layoutManager1.setReverseLayout(true);

rv2.setHasFixedSize(true);
rv2.setLayoutManager(layoutManager1);

//Firebase
firebaseDatabase=FirebaseDatabase.getInstance();
databaseReference=FirebaseDatabase.getInstance().getReference().child("Job Post");

//recyclerview1
recyclerView = findViewById(R.id.recycler_view);

Integer[] langLogo = {R.drawable.carpenter_mistiri, R.drawable.cement_mistiri,
R.drawable.kitchen_cabinet, R.drawable.labour_worker,
    R.drawable.rockstar, R.drawable.electrician};

String[] langName = {"Carpenter", "Cement", "Kitchen Cabinet", "Labour", "Lung
Mistiri", "Electrician"};

mainModels = new ArrayList<>();
for (int i=0; i<langLogo.length; i++) {
    MainModel model = new MainModel(langLogo[i], langName[i]);
    mainModels.add(model);
}

LinearLayoutManager layoutManager = new LinearLayoutManager(Home.this,
LinearLayoutManager.HORIZONTAL, false);

recyclerView.setLayoutManager(layoutManager);
recyclerView.setItemAnimator(new DefaultItemAnimator());

mainAdapter = new MainAdapter(Home.this, mainModels);
```

```
recyclerView.setAdapter(mainAdapter);

//nav_all_categories
navigationView = (NavigationView) findViewById(R.id.navigation_view);
navigationView.setNavigationItemSelectedListener((item) -> {
    switch (item.getItemId()){
        case R.id.menu_go_categories:
            Intent intent = new Intent(Home.this, allCategories.class);
            startActivity(intent);
            return true;

        case R.id.menu_go_post_job:
            Intent intent1 = new Intent(Home.this, Post_Job.class);
            startActivity(intent1);
            return true;

        case R.id.menu_go_settings:
            Intent intent2 = new Intent(Home.this, settings.class);
            startActivity(intent2);
            return true;
    }
    return false;
});
LoadData();

}

private void LoadData() {
```

```

options=new FirebaseRecyclerOptions.Builder<Data>().setQuery(databaseReference,
Data.class).build();

adapter=new FirebaseRecyclerAdapter<Data, MyViewHolder>(options) {

@Override

protected void onBindViewHolder(@NonNull MyViewHolder holder, int position, @NonNull Data
model) {

holder.setTitle(model.getJob_desc());

holder.dateTextView.setText(getDateToday());

holder.myview.setOnClickListener(new View.OnClickListener() {

@Override

public void onClick(View v) {

Intent intent=new Intent(getApplicationContext(), Job_Details.class);

intent.putExtra("name",model.getName());

intent.putExtra("address",model.getAddress());

intent.putExtra("ph_no",model.getPh_no());

intent.putExtra("job_desc",model.getJob_desc());

startActivity(intent);

}

});

}

@NonNull

@Override

```

```

    public MyViewHolder onCreateViewHolder(@NonNull ViewGroup parent, int viewType) {
        View view =
LayoutInflater.from(parent.getContext()).inflate(R.layout.row_job_item_new,parent,false);
        return new MyViewHolder(view);
    }
};
adapter.startListening();
rv2.setAdapter(adapter);
}

```

```
@Override
```

```

public boolean onOptionsItemSelected(@NonNull MenuItem item) {
    if (ic_menu_bar.onOptionsItemSelected(item)) {
        return true;
    }
    return super.onOptionsItemSelected(item);
}

```

```

private String getDateToday(){
    DateFormat dateFormat=new SimpleDateFormat("dd/MM/yyyy");
    Date date=new Date();
    String today=dateFormat.format(date);
    return today;
}

```

```
@Override
```

```

public void onBackPressed() {
    if (backpresstime + 2000 > System.currentTimeMillis()) {
        backtoast.cancel();
        super.onBackPressed();
    }
}

```



```

        return;
    } else {

        backtoast = Toast.makeText(getBaseContext(), "Press again to exit", Toast.LENGTH_SHORT);
        backtoast.show();
    }

    backpresstime = System.currentTimeMillis();
}

}

```

6) codes for job detail:

```

<?xml version="1.0" encoding="utf-8"?>
<LinearLayout xmlns:android="http://schemas.android.com/apk/res/android"
    xmlns:app="http://schemas.android.com/apk/res-auto"
    xmlns:tools="http://schemas.android.com/tools"
    android:layout_width="match_parent"
    android:layout_height="match_parent"
    android:orientation="vertical"
    tools:context=".Job_Details"
    tools:ignore="UseCompoundDrawables">

    <androidx.cardview.widget.CardView
        android:layout_width="match_parent"
        android:layout_height="match_parent">

        <LinearLayout
            android:layout_width="match_parent"

```

```
android:layout_height="match_parent"  
android:orientation="vertical"  
android:padding="6dp">
```

```
<RelativeLayout
```

```
    android:layout_width="match_parent"  
    android:layout_height="wrap_content">
```

```
<ImageView
```

```
    android:id="@+id/detailsImage"  
    android:layout_width="match_parent"  
    android:layout_height="200dp"  
    android:layout_alignParentStart="true"  
    android:layout_alignParentLeft="true"  
    android:layout_marginRight="50dp"  
    android:layout_marginLeft="50dp"  
    android:src="@drawable/ic_add_image"  
    android:contentDescription="@string/app_name"  
    android:scaleType="fitXY" />
```

```
</RelativeLayout>
```

```
<LinearLayout
```

```
    android:layout_width="match_parent"  
    android:layout_height="34dp"  
    android:layout_marginTop="5dp"  
    android:gravity="center_vertical"  
    android:orientation="horizontal">
```

```
<TextView
    android:id="@+id/textView12"
    android:layout_width="wrap_content"
    android:layout_height="wrap_content"
    android:layout_marginStart="5dp"
    android:layout_marginLeft="5dp"
    android:fontFamily="@font/archivo_black"
    android:text="@string/name"
    android:textAppearance="@style/TextAppearance.AppCompat.Medium"
    android:textColor="#292929"
    android:paddingTop="5dp"/>
```

```
<TextView
    android:id="@+id/details_name"
    android:layout_width="wrap_content"
    android:layout_height="wrap_content"
    android:layout_marginStart="5dp"
    android:layout_marginLeft="5dp"
    android:paddingTop="5dp"
    android:textSize="16sp" />
```

```
</LinearLayout>
```

```
<LinearLayout
    android:layout_width="match_parent"
    android:layout_height="34dp"
    android:layout_marginTop="5dp"
    android:gravity="center_vertical"
```

```
android:orientation="horizontal">
```

```
<TextView
```

```
    android:id="@+id/address_lyt"  
    android:layout_width="wrap_content"  
    android:layout_height="wrap_content"  
    android:layout_marginStart="5dp"  
    android:layout_marginLeft="5dp"  
    android:fontFamily="@font/archivo_black"  
    android:text="@string/address"  
    android:textAppearance="@style/TextAppearance.AppCompat.Medium"  
    android:textColor="#292929"  
    android:paddingTop="5dp"/>
```

```
<TextView
```

```
    android:id="@+id/details_address"  
    android:layout_width="wrap_content"  
    android:layout_height="wrap_content"  
    android:layout_marginStart="5dp"  
    android:layout_marginLeft="5dp"  
    android:paddingTop="5dp"  
    android:textSize="16sp" />
```

```
</LinearLayout>
```

```
<LinearLayout
```

```
    android:layout_width="match_parent"  
    android:layout_height="34dp"
```

```
android:layout_marginTop="5dp"  
android:gravity="center_vertical"  
android:orientation="horizontal">
```

```
<TextView  
    android:id="@+id/contact_no"  
    android:layout_width="wrap_content"  
    android:layout_height="wrap_content"  
    android:layout_marginStart="5dp"  
    android:layout_marginLeft="5dp"  
    android:fontFamily="@font/archivo_black"  
    android:text="@string/contact_no"  
    android:textAppearance="@style/TextAppearance.AppCompat.Medium"  
    android:textColor="#292929"  
    android:paddingTop="5dp"/>
```

```
<TextView  
    android:id="@+id/details_contact"  
    android:layout_width="wrap_content"  
    android:layout_height="wrap_content"  
    android:layout_marginStart="5dp"  
    android:layout_marginLeft="5dp"  
    android:paddingTop="5dp"  
    android:textSize="16sp" />
```

```
</LinearLayout>
```

```
<LinearLayout  
    android:layout_width="match_parent"
```

```
android:layout_height="34dp"  
android:layout_marginTop="5dp"  
android:gravity="center_vertical"  
android:orientation="horizontal">
```

```
<TextView  
    android:layout_width="wrap_content"  
    android:layout_height="wrap_content"  
    android:layout_marginStart="5dp"  
    android:layout_marginLeft="5dp"  
    android:fontFamily="@font/archivo_black"  
    android:text="@string/date"  
    android:textAppearance="@style/TextAppearance.AppCompat.Medium"  
    android:textColor="#292929"  
    android:paddingTop="5dp"/>
```

```
<TextView  
    android:id="@+id/detailsDate"  
    android:layout_width="wrap_content"  
    android:layout_height="wrap_content"  
    android:layout_marginStart="10dp"  
    android:layout_marginLeft="5dp"  
    android:paddingTop="5dp"  
    android:textSize="16sp" />
```

```
</LinearLayout>
```

```
<LinearLayout  
    android:layout_width="match_parent"
```

```
android:layout_height="match_parent"  
android:layout_marginTop="5dp"  
android:orientation="vertical">
```

```
<TextView  
    android:id="@+id/job_desc"  
    android:layout_width="wrap_content"  
    android:layout_height="wrap_content"  
    android:layout_marginStart="5dp"  
    android:layout_marginLeft="5dp"  
    android:layout_marginTop="5dp"  
    android:fontFamily="@font/archivo_black"  
    android:paddingTop="5dp"  
    android:text="@string/job_description"  
    android:textAppearance="@style/TextAppearance.AppCompat.Medium"  
    android:textColor="#292929" />
```

```
<TextView  
    android:id="@+id/details_job_decs"  
    android:layout_width="wrap_content"  
    android:layout_height="wrap_content"  
    android:layout_marginStart="2dp"  
    android:layout_marginLeft="5dp"  
    android:layout_marginTop="5dp" />
```

```
</LinearLayout>
```

```
</LinearLayout>
```

```
</androidx.cardview.widget.CardView>
```

```
</LinearLayout>
```

7) codes for job details.java:

```
package com.example.labourwork;
```

```
import androidx.appcompat.app.AppCompatActivity;
```

```
import android.content.Intent;
```

```
import android.graphics.Bitmap;
```

```
import android.graphics.drawable.BitmapDrawable;
```

```
import android.net.Uri;
```

```
import android.os.Bundle;
```

```
import android.os.StrictMode;
```

```
import android.view.View;
```

```
import android.widget.Button;
```

```
import android.widget.ImageView;
```

```
import android.widget.TextView;
```

```
import android.widget.Toast;
```

```
import com.squareup.picasso.Picasso;
```

```
import java.io.File;
```

```
import java.io.FileOutputStream;
```

```
import java.text.DateFormat;
```

```
import java.text.SimpleDateFormat;
```

```
import java.util.Calendar;
```

```
import java.util.Date;
```



```
import java.util.Random;

public class Job_Details extends AppCompatActivity {
    TextView mName, mAddress, mPh_no, mJob_desc;
    Button mSareBtn;
    ImageView imgView;

    Bitmap bitmap;

    @Override
    protected void onCreate(Bundle savedInstanceState) {
        super.onCreate(savedInstanceState);
        setContentView(R.layout.activity_job__details);
        getSupportActionBar().setTitle("Job Details");
        getSupportActionBar().setDisplayHomeAsUpEnabled(true);

        Calendar c=Calendar.getInstance();
        String tDate= DateFormat.getDateInstance().format(c.getTime());

        TextView date=findViewById(R.id.detailsDate);
        date.setText(tDate);

        imgView=findViewById(R.id.detailsImage);
        mName=findViewById(R.id.details_name);
        mAddress=findViewById(R.id.details_address);
        mPh_no=findViewById(R.id.details_contact);
        mJob_desc=findViewById(R.id.details_job_decs);

        Intent intent=getIntent();
```

```

String name=intent.getStringExtra("name");
String address=intent.getStringExtra("address");
String ph_no=intent.getStringExtra("ph_no");
String job_desc=intent.getStringExtra("job_desc");

mName.setText(name);
mAddress.setText(address);
mPh_no.setText(ph_no);
mJob_desc.setText(job_desc);

mShareBtn.setOnClickListener(new View.OnClickListener() {
    @Override
    public void onClick(View v) {
        share();
    }
});
}
private void share(){
    StrictMode.VmPolicy.Builder builder=new StrictMode.VmPolicy.Builder();
    StrictMode.setVmPolicy(builder.build());
    BitmapDrawable drawable=(BitmapDrawable)imageView.getDrawable();
    Bitmap bitmap=drawable.getBitmap();
    File f=new File(getExternalCacheDir()+""+ getString(R.string.app_name)+"jpg");

    try {
        String s = mName.getText().toString() + "\n" + mAddress.getText().toString() + "\n" +
mPh_no.getText().toString()

```

```

        + "\n" + mJob_desc.getText().toString());
    FileOutputStream fOut=new FileOutputStream(f);
    bitmap.compress(Bitmap.CompressFormat.PNG, 100, fOut);
    fOut.flush();
    fOut.close();
    f.setReadable(true, false);

    Intent intent = new Intent();
    intent.setAction(Intent.ACTION_SEND);
    intent.setFlags(Intent.FLAG_ACTIVITY_NEW_TASK);
    intent.putExtra(Intent.EXTRA_TEXT, s);
    intent.putExtra(Intent.EXTRA_STREAM, Uri.fromFile(f));
    intent.setType("image/jpeg");
    intent = Intent.createChooser(intent, "Share via");
    startActivity(intent);
}
catch (Exception e){
    Toast.makeText(this, e.getMessage(), Toast.LENGTH_SHORT).show();
}
}
}

```

8)Codes for post a job:

```

<?xml version="1.0" encoding="utf-8"?>
<ScrollView xmlns:android="http://schemas.android.com/apk/res/android"
    xmlns:app="http://schemas.android.com/apk/res-auto"
    xmlns:tools="http://schemas.android.com/tools"
    android:layout_width="match_parent"

```

```
android:layout_height="match_parent"  
tools:context=".Post_Job"  
android:background="@color/white">
```

```
<LinearLayout  
    android:layout_width="match_parent"  
    android:layout_height="wrap_content"  
    android:layout_marginTop="0dp"  
    android:orientation="vertical">
```

```
<ImageView  
    android:layout_width="match_parent"  
    android:layout_height="190dp"  
    android:layout_marginRight="50dp"  
    android:layout_marginLeft="50dp"  
    android:src="@drawable/ic_add_image"  
    android:layout_marginTop="10dp"  
    android:scaleType="fitXY"/>
```

```
<TextView  
    android:id="@+id/textView4"  
    android:layout_width="387dp"  
    android:layout_height="46dp"  
    android:layout_marginStart="10dp"  
    android:layout_marginLeft="10dp"  
    android:layout_marginTop="17dp"  
    android:fontFamily="@font/bungee"
```

```
android:text="JOB TYPE "  
android:textAppearance="@style/TextAppearance.AppCompat.Medium"  
android:textColor="#505050"  
android:textSize="24sp" />
```

```
<Spinner  
    android:id="@+id/spinner2"  
    android:layout_width="388dp"  
    android:layout_height="46dp"  
    android:layout_alignParentTop="true"  
    android:layout_centerHorizontal="true"  
    android:layout_marginStart="10dp"  
    android:layout_marginLeft="10dp" />
```

```
<TextView  
    android:id="@+id/Name1"  
    android:layout_width="387dp"  
    android:layout_height="46dp"  
    android:layout_marginStart="10dp"  
    android:layout_marginLeft="10dp"  
    android:layout_marginTop="17dp"  
    android:fontFamily="@font/bungee"  
    android:text="NAME"  
    android:textAppearance="@style/TextAppearance.AppCompat.Medium"  
    android:textColor="#505050"  
    android:textSize="24sp" />
```

```
<EditText  
    android:id="@+id/Name"
```

```
    android:layout_width="387dp"
    android:layout_height="wrap_content"
    android:layout_marginStart="10dp"
    android:layout_marginLeft="5dp"
    android:ems="10"
    android:inputType="textPersonName" />
<TextView
    android:id="@+id/textView5"
    android:layout_width="387dp"
    android:layout_height="46dp"
    android:layout_marginStart="10dp"
    android:layout_marginLeft="10dp"
    android:layout_marginTop="17dp"
    android:fontFamily="@font/bungee"
    android:text="JOB LOCATION "
    android:textAppearance="@style/TextAppearance.AppCompat.Medium"
    android:textColor="#505050"
    android:textSize="24sp" />

<EditText
    android:id="@+id/address"
    android:layout_width="387dp"
    android:layout_height="wrap_content"
    android:layout_marginStart="10dp"
    android:layout_marginLeft="5dp"
    android:ems="10"
    android:inputType="textPersonName"
    android:textAppearance="@style/TextAppearance.AppCompat.Medium"
    android:textSize="18sp" />
```

```
<TextView
```

```
    android:id="@+id/textView46"  
    android:layout_width="387dp"  
    android:layout_height="46dp"  
    android:layout_marginStart="10dp"  
    android:layout_marginLeft="10dp"  
    android:layout_marginTop="17dp"  
    android:fontFamily="@font/bungee"  
    android:text="PHONE NUMBER"  
    android:textAppearance="@style/TextAppearance.AppCompat.Medium"  
    android:textColor="#505050"  
    android:textSize="24sp" />
```

```
<EditText
```

```
    android:id="@+id/ph_no"  
    android:layout_width="387dp"  
    android:layout_height="wrap_content"  
    android:layout_marginStart="10dp"  
    android:layout_marginLeft="5dp"  
    android:ems="10"  
    android:inputType="phone" />
```

```
<TextView
    android:id="@+id/textView6"
    android:layout_width="387dp"
    android:layout_height="45dp"
    android:layout_marginStart="10dp"
    android:layout_marginLeft="10dp"
    android:layout_marginTop="17dp"
    android:fontFamily="@font/bungee"
    android:text="JOB DESCRIBETION"
    android:textAppearance="@style/TextAppearance.AppCompat.Medium"
    android:textColor="#505050"
    android:textSize="24sp" />
```

```
<EditText
    android:id="@+id/job_desc"
    android:layout_width="387dp"
    android:layout_height="wrap_content"
    android:layout_marginStart="10dp"
    android:layout_marginLeft="5dp"
    android:ems="10" />
```

```
<Button
    android:id="@+id/btn_job_post"
    android:layout_width="187dp"
    android:layout_height="50dp"
    android:layout_gravity="center"
```



```
        android:layout_marginHorizontal="@dimen/cardview_default_radius"  
        android:layout_marginTop="60dp"  
        android:layout_marginRight="30dp"  
        android:text="Submit Job" />
```

```
    </LinearLayout>
```

```
</ScrollView>
```

9) Codes for postajob.java:

```
package com.example.labourwork.Model;
```

```
import android.net.Uri;
```

```
public class Data {
```

```
    String name;
```

```
    String address;
```

```
    String Ph_no;
```

```
    String job_desc;
```

```
    public Data(){
```

```
    }
```

```
    public Data(String name, String address, String ph_no, String job_desc) {
```

```
        this.name = name;
```

```
        this.address = address;
```

```
        this.Ph_no = ph_no;
```

```
        this.job_desc = job_desc;
```

```
    }
```

```
public String getName() {
    return name;
}

public void setName(String name) {
    this.name = name;
}

public String getAddress() {
    return address;
}

public void setAddress(String address) {
    this.address = address;
}

public String getPh_no() {
    return Ph_no;
}

public void setPh_no(String ph_no) {
    Ph_no = ph_no;
}

public String getJob_desc() {
    return job_desc;
}

public void setJob_desc(String job_desc) {
```

```

        this.job_desc = job_desc;
    }
}

```

10) codes for settings:

```

<?xml version="1.0" encoding="utf-8"?>
<RelativeLayout xmlns:android="http://schemas.android.com/apk/res/android"
    android:layout_width="match_parent"
    android:layout_height="match_parent"
    xmlns:tools="http://schemas.android.com/tools"
    tools:ignore="UseCompoundDrawables"
    xmlns:card_view="http://schemas.android.com/apk/res-auto">

    <androidx.cardview.widget.CardView
        android:id="@+id/card_view"
        android:layout_width="match_parent"
        android:layout_height="match_parent"
        android:layout_margin="10dp"
        card_view:cardBackgroundColor="@color/white"
        card_view:cardCornerRadius="1dp"
        card_view:cardUseCompatPadding="false"
        card_view:elevation="1dp">

        <LinearLayout
            android:layout_width="match_parent"
            android:layout_height="match_parent"
            android:orientation="vertical"
            tools:ignore="UselessParent">

```

```
<RelativeLayout
```

```
    android:layout_width="match_parent"  
    android:layout_height="wrap_content"  
    android:padding="20dp">
```

```
<LinearLayout
```

```
    android:layout_width="match_parent"  
    android:layout_height="wrap_content"  
    android:layout_toStartOf="@+id/Switch_nty"  
    android:layout_toLeftOf="@+id/Switch_nty"  
    android:orientation="horizontal"  
    android:padding="10dp"  
    tools:ignore="UnknownId">
```

```
<TextView
```

```
    android:id="@+id/Text_Notify"  
    android:layout_width="wrap_content"  
    android:layout_height="wrap_content"  
    android:layout_gravity="center_vertical"  
    android:fontFamily="@font/archivo_black"  
    android:text="Enable Notification"  
    android:textAppearance="?android:attr/textAppearanceMedium"  
    android:textColor="#373636"  
    android:textSize="18sp" />
```

```
</LinearLayout>
```

```
<Switch
    android:id="@+id/Switch_nty"
    android:layout_width="wrap_content"
    android:layout_height="wrap_content"
    android:layout_alignParentEnd="true"
    android:layout_alignParentRight="true"
    android:layout_centerVertical="true"
    android:checked="true"
    android:fontFamily="@font/bungee"
    android:textAppearance="@style/TextAppearance.AppCompat.Small"
    android:textSize="14sp"
    android:theme="@style/Theme.AppCompat.Light.DarkActionBar" />
</RelativeLayout>

<View
    android:layout_width="match_parent"
    android:layout_height="1dp"
    android:background="@color/settings_divider" />

<LinearLayout
    android:layout_width="match_parent"
    android:layout_height="wrap_content"
    android:gravity="start"
    android:orientation="horizontal"
    android:padding="30dp">

    <TextView
        android:id="@+id/textView8"
```

```
    android:layout_width="wrap_content"
    android:layout_height="wrap_content"
    android:fontFamily="@font/archivo_black"
    android:text="Text Size"
    android:textAppearance="@style/TextAppearance.AppCompat.Medium"
    android:textColor="#373636"
    android:textSize="18sp" />
</LinearLayout>
```

```
<View
    android:layout_width="match_parent"
    android:layout_height="1dp"
    android:background="@color/settings_divider" />
```

```
<LinearLayout
    android:layout_width="match_parent"
    android:layout_height="wrap_content"
    android:orientation="horizontal"
    android:gravity="start"
    android:padding="30dp">
```

```
<TextView
    android:id="@+id/textView9"
    android:layout_width="wrap_content"
    android:layout_height="wrap_content"
    android:fontFamily="@font/archivo_black"
    android:text="Feedback"
    android:textAppearance="@style/TextAppearance.AppCompat.Medium"
```

```
        android:textColor="#373636"
        android:textSize="18sp" />
</LinearLayout>

<View
    android:layout_width="match_parent"
    android:layout_height="1dp"
    android:background="@color/settings_divider" />

<LinearLayout
    android:layout_width="match_parent"
    android:layout_height="wrap_content"
    android:orientation="horizontal"
    android:gravity="start"
    android:padding="30dp">

    <TextView
        android:id="@+id/textView10"
        android:layout_width="wrap_content"
        android:layout_height="wrap_content"
        android:fontFamily="@font/archivo_black"
        android:text="About Us"
        android:textAppearance="@style/TextAppearance.AppCompat.Medium"
        android:textColor="#373636"
        android:textSize="18sp" />
</LinearLayout>

<View
```

```
        android:layout_width="match_parent"  
        android:layout_height="1dp"  
        android:background="@color/settings_divider" />
```

```
</LinearLayout>
```

```
</androidx.cardview.widget.CardView>
```

```
</RelativeLayout>
```

10) codes for setting.java:

```
package com.example.labourwork;
```

```
import androidx.appcompat.app.AppCompatActivity;
```

```
import android.os.Bundle;
```

```
public class settings extends AppCompatActivity {
```

```
    @Override
```

```
    protected void onCreate(Bundle savedInstanceState) {
```

```
        super.onCreate(savedInstanceState);
```

```
        setContentView(R.layout.activity_settings);
```

```
        getSupportActionBar().setDisplayHomeAsUpEnabled(true);
```

```
        getSupportActionBar().setTitle("Settings");
```

```
    }
```

```
}
```



## **5. USER'S GUIDE**

### **6.1 Installation Guide**

The basic hardware requirements are already mentioned under the System Requirements topic. The application can be installed on any android devices by connecting the device with a USB cable to the computer which is used to developed the application or by using readymade .apk file.

The procedures are as follows:

- 1) Connect your android device with a USB cable to the computer which is used to developed the application by using Android Studio.
- 2) Select the debug button. The name of your device will appear in the list, select it to start the installation process on your device.
- 3) After the installation process is done you can freely access the application to your device.
- 4) Another way of installing the application is by first obtaining the .apk file to your android device to start the installation process.

## 6.2 User operating instructions

After the application is installed successfully, the user can run and access the application whenever he/she need. The basic user operating instructions can be explained from the working of the different buttons.

Lets start with Navigation . There are Navigation that are clickable those are:

- 1) Home: When the user launch the app it will show thos home button as default Home different button that are clickable those are important.
- 2) Categories: These shows that all the categories available in this app for eg: Mistiri, Carpenter etc.
- 3) Post a job: Poast a job is used to post a job and need to know the name , job details, ph no etc.

## **6. LIMITATIONS AND DRAWBACKS**

Firstly it is very nice to work as a team, we put our gigantic effort for this project, actually we apply our knowledge of java that we previously learn in fifth semester, its very new thing for us to work on android studio since it does not include in our syllabus but as a team we tried to influence our junior that everything is possible when we are dedicated enough. Since when we are able to build this app. Most of the time we doing the research of the internet for building this app. We try to implement the notification as well as the synchronous messaging system due to lack of time we are not able to do it.

We fail many times building this app since this is very vast and need some developer knowledge before we build this app we learn to build a simple app and through that we may be able to build a useful app. Since if we include tremendous component it will take more Ram and we also don't include many things because we don't want our app size not to be large so that user will make most benefit out of that. We build this app because we feel the need of the people for the job and the employer.

We have our free version 100 mb of data storage and a maximum of 50 connections so firebase starts at \$24.99 per month so in order to use effectively it is very difficult for us to buy as a student.

It is also a very new thing for our teachers as well, as all of the projects which are done before till now usually windows based applications. It is not easy as we expected because even though our teachers supported us and helped us in whatever the way they can, when it comes to the coding and a knowledge about developing android applications their knowledge is also very limited compared to us. We usually consult tutorial videos from you tube to facilitate our project work which gives us and help us gain a lot of knowledge in terms of developing android based application.

## ***7. FUTURE ENHANCEMENT***

### 8.1 Future implementation and advantages

Due to the advantages of technology it is possible to implement different components like the synchronous messaging system and the notification part we will try to implement this in the future days to come in order to do this we need more time and a tremendous experience in order to implement this component in our project, we notice that there are many areas to improve since Java coding knowledge is not enough in order to have a good interaction with our app since as the more advancement of the technology, it also offers us a lot of tools to use in terms of coding language they introduce a new language that can be easily used like React this coding language is very interactive so in future days to come we will be more acquiring new language and will upgrade in a simple and better way.

## 8.2 Upgrades

As this project is carried out in a limited time and limited skills, there are many areas in which the software can be upgraded. The database can be enhanced and can be enlarged by paying the price per month. Our project will support synchronous messaging system and notification.

The upgradation and enhancement is not much required from the hardware point of view. This type of android devices available today. Thus, the main upgradation needed is from the software design and approach

## **8. CONCLUSION**

We know that our project “Labour Work” has many drawbacks and shortcoming. But on the other hand, when we think how much we give for it we think it deserves a care. This project work is the compilations of our ideas, views and thoughts, we have benefited a great deal from our interaction with our teachers peoples and friends. We extend our sincere thanks to them.

It was build for the people so that easier way of finding a job .

It is a great pleasure for us to express our immense regards to our project guide Mr H.Lalruatkima and Head of Department Mr K.Lalmuanpuia for their inspirational guidance who helps us in many ways from the beginning till the end, it is true that only by his help we can complete our project.

We would like to place and record sincere thanks and gratitude to our Principal, Mr Vuansanga Vanchhawng for extending his full support and contentment to this project.

Thought this project may not be the best we hope and pray that the user of this software will find satisfaction in using it. This is a very painstaking work; however, we try our best to satisfy the needs of the project. With many efforts this project has come into being event though we are conscious of our limited knowledge and skills. But it would be our request than this project we have undertaken, be dealt with much consideration and acknowledgement.

